



Dynamic Cables Limited

(Govt. Recognised Export House)

(An ISO 9001:2015 & OHSAS 18001:2007 Company)

www.dynamiccables.co.in

Date: November 13, 2019

To,
BSE Limited-SME Platform,
Phiroze Jeejeebhoy Towers,
Dalal Street, Fort
Mumbai—400 001

Sub: Submission of Un-audited Financial Results of the Company for the half year ended on September 30, 2019 along with the statement of Asset and liabilities and cash flow statement for the half year ended on September 30, 2019 and Limited Review Report thereon pursuant to Regulation 33 of Securities and Exchange Board of India (Listing Obligations and Disclosure Requirements), Regulations, 2015 (SEBI (LODR))

Ref: Dynamic Cables Limited – Scrip Code – 540795

Dear Sir / Madam,

W.r.t cited subject please find enclosed herewith the Un-audited Financial Results of the Company for the half year ended on September 30, 2019 along with the statement of Asset and liabilities and cash flow for the half year ended on September 30, 2019 and Limited Review Report thereon furnished by the Statutory Auditors of the company pursuant to Regulation 33 of SEBI (LODR) which were approved by the Board of Directors at their meeting held on Wednesday, November 13, 2019.


Kindly take the same on record.

Thanks & Regards

Yours Faithfully,

For Dynamic Cables Limited

Honey Chordia
(Company Secretary and Compliance Officer)
M. No. A41995



Encl.: as above



Mangal Group

promoting value engineering



CIN : L31300RJ2007PLC024139

Regd. Office : F-260, Road No. 13, V.K.I. Area, Jaipur-302013 (INDIA)

Tel: +91 141 2262589, 4042005 | Fax: +91 141 2330182 | Email: info@dynamiccables.co.in

HT & LT Aerial Bunched Cables, Power Cables & Control Cables, ACSR/AAC, AAC Conductors.



Madhukar Garg & Company

Chartered Accountants

Head Office :

2A, Raj Apartment, Keshav Path
Ahinsa Circle, C-Scheme, Jaipur-1
Phone : 2361471, 2365513

B. Office :

3, Gangwal Park, Jaipur-4
Phone : 0141-2618912
E-mail : mgargco@airtelmail.in

Limited Review Report

Review Report to Board of Director of **Dynamic Cables Limited**

We have reviewed the accompanying statement of unaudited financial results of Dynamic Cables Limited for the half year ended 30th September 2019. This statement is the responsibility of the Company's Management and has been approved by the Board of Directors. Our responsibility is to issue a report on these financial statements based on our review.

We conducted our review of the statements in accordance with the Standard on Review Engagement (SRE) 2410 "Review of Interim *Financial Information Performed by the Independent Auditor of the Entity*" issued by the Institute of Chartered Accountants of India. This standard requires that we plan and perform the review to obtain moderate assurance as to whether the financial statements are free of material misstatement. A review is limited primarily to inquiries of company personnel and analytical procedures applied to financial data and thus provides less assurance than an audit. We have not performed an audit and accordingly, we do not express an audit opinion.

Based on our review conducted as above, nothing has come to our attention that causes us to believe that the accompanying statement of unaudited financial results prepared in accordance with applicable accounting standards and other recognized accounting practices and policies has not disclosed the information required to be disclosed in terms of Regulation 33 of the SEBI (Listing Obligations and Disclosure Requirements) Regulations, 2015 including the manner in which it is to be disclosed, or that it contains any material misstatement.

Our conclusion is not modified in respect of this matter.

For Madhukar Garg & Company
Chartered Accountants
ICAI Firm Registration No. 000866C

(Manish Suri)
Partner
M.No.074998

UDIN: 19074998AAAAGE1223



Place of Signature: JAIPUR
Date: 13th November, 2019



DYNAMIC CABLES LIMITED
F-260, Road No. 13 V.K.I. Area, Jaipur, Pin: 302013, Rajasthan, India

STATEMENT OF ASSETS & LIABILITIES AS AT 30th September, 2019
CIN:L31300RJ2007PLC024139


(Rs. in Lakhs)

PARTICULARS	AS AT		
	30.09.2019	30.09.2018	31.03.2019
	(Unaudited)	(Unaudited)	(Audited)
I EQUITY AND LIABILITIES			
(1) Shareholder's Funds			
(a) Share capital	2,201.40	2,201.40	2,201.40
(b) Reserves & surplus	8,404.51	5,447.39	6,970.49
(c) Money received against share warrants	-	-	-
	10,605.91	7,648.79	9,171.89
(2) Share application money pending allotment	-	-	-
(3) Non-Current Liabilities			
(a) Long-term borrowings	4,793.72	6,484.18	4,926.61
(b) Deferred tax liabilities (Net)	130.91	153.60	208.39
(c) Other long term liabilities	12.61	24.61	12.61
(d) Long-term provisions	87.97	58.44	67.07
	5,025.20	6,720.82	5,214.69
(4) Current Liabilities			
(a) Short-term borrowings	9,074.04	5,161.71	8,036.04
(b) Trade payables			
(i) total outstanding dues of micro enterprises and small enterprises	-	-	-
(ii) total outstanding dues of creditors other than micro and small enterprises	4,160.92	8,340.46	5,741.57
(c) Other current liabilities	819.22	972.93	697.42
(d) Short-term provisions	18.65	118.31	330.55
	14,072.83	14,593.41	14,805.57
TOTAL EQUITY & LIABILITIES	29,703.94	28,963.02	29,192.15
II ASSETS			
(1) Non-current assets			
(a) Fixed assets			
(i) Property, Plant & Equipment	5,945.05	5,434.49	5,750.40
(ii) Intangible assets	17.20	27.40	21.42
(iii) Capital work in progress	-	-	-
(iv) Intangible assets under development	-	-	-
(b) Non current investments	-	-	-
(c) Deferred Tax assets (Net)	-	-	-
(d) Long term loans and advances	175.83	471.93	136.80
(e) Other non current assets	718.59	714.49	900.83
	6,856.66	6,648.31	6,809.43
(2) Current assets			
(a) Current investments	-	-	-
(b) Inventories	7,748.15	6,460.92	5,019.67
(c) Trade receivables	12,596.96	14,011.69	15,462.77
(d) Cash & bank balances	1,339.80	1,110.99	984.92
(e) Short-term loans and advances	1,095.65	657.56	816.84
(f) Other current assets	66.72	73.55	98.52
	22,847.28	22,314.71	22,382.72
TOTAL ASSETS	29,703.94	28,963.02	29,192.15

Place : Jaipur
Date : 13th November, 2019



For & on behalf of Board of Directors



Ashish Mangal
Managing Director
DIN NO 00432213



STATEMENT OF UNAUDITED RESULTS FOR THE HALF YEAR ENDED ON 30th September, 2019
CIN:L31300RJ2007PLC024139

(Rs. in Lakhs)

PARTICULARS	Half Year Ended on			Year Ended on
	30-09-19	31-03-19	30-09-18	31-03-19
	(Unaudited)	(Audited)	(Unaudited)	(Audited)
I Revenue from operations (Gross)	20,690.43	28,632.84	24,020.91	52,653.75
Less: Excise Duty & GST	-	-	-	-
Revenue from Operations (Net)	20,690.43	28,632.84	24,020.91	52,653.75
II Other Income	130.52	447.19	120.17	567.36
III Total Revenue (I+II)	20,820.95	29,080.03	24,141.08	53,221.11
IV Expenses:				
a) Cost of materials consumed	15,899.43	23,495.90	20,213.35	43,709.25
b) Purchase of stock in trade	424.19	437.27	50.59	487.86
c) Changes in inventories of finished goods, work-in-progress and stock-in-Trade	(866.21)	(990.17)	(195.33)	(1,185.50)
d) Employee benefit expense	839.28	797.40	655.81	1,453.21
e) Financial Costs	722.93	704.75	573.63	1,278.38
f) Depreciation	421.92	442.32	390.37	832.69
g) Other Expenses	1,469.79	1,834.81	1,539.61	3,374.42
Total Expenses (a to g)	18,911.34	26,722.27	23,228.03	49,950.30
V Profit/(Loss) before exceptional and extraordinary items & tax	1,909.61	2,357.75	913.05	3,270.80
VI Exceptional items	-	-	-	-
VII Profit/(Loss) before extraordinary items and tax (V-VI)	1,909.61	2,357.75	913.05	3,270.80
VIII Extraordinary items	-	-	-	-
IX Profit before tax (VII-VIII)	1,909.61	2,357.75	913.05	3,270.80
X Tax Expenses :				
(1) Current Tax	486.74	779.86	286.94	1,066.80
(2) Deferred Tax	(77.49)	54.79	26.05	80.84
XI Profit (Loss) for the period from continuing operations (IX-X)	1,500.36	1,523.10	600.06	2,123.16
XII Profit/(loss) from discontinuing operations	-	-	-	-
XIII Tax expense of discontinuing operations	-	-	-	-
XIV Profit/(loss) from Discontinuing operations (after tax) (XII-XIII)	-	-	-	-
XV Profit (Loss) for the period (XI +XIV)	1,500.36	1,523.10	600.06	2,123.16
XVI Paid up Equity share capital (at par value of Rs. 10)	2,201.40	2,201.40	2,201.40	2,201.40
XVII Reserves excluding revaluation reserves	8,404.51	6,970.49	5,447.39	6,970.49
XVIII Earning per equity share				
(1) Basic	6.82	6.92	2.73	9.64
(2) Diluted	6.82	6.92	2.73	9.64

NOTES:

- The above financial results were reviewed by the Audit Committee and approved by the board of directors at their respective meeting held on 13th November, 2019.
- The Company's business activity fall within a single primary business segment.
- The above figures are available on the website of the company at www.dynamiccables.co.in and stock exchange viz. www.bseindia.com
- In accordance of Regulation 33 of Securities and Exchange Board of India (Listing Obligations and Disclosure Requirements), Regulations, 2015 the company's statutory auditors have carried out a Limited Review of the above Financial Results.
- Previous year's figure are re-grouped, re-classified wherever considered necessary.

For & on behalf of Board of Directors

Place : Jaipur
Date : 13th November, 2019



Ashish Mangal
Managing Director
DIN NO 00432213



DYNAMIC CABLES LIMITED
Regd. Off: F-260, Road No. 13 V.K.I. Area, Jaipur, Pin: 302013, Rajasthan, India

CASH FLOW STATEMENT FOR THE HALF YEAR ENDED 30th September 2019
CIN:L31300RJ2007PLCO24139

(Rs. in Lakhs)

PARTICULARS	Half Year Ended 30-09-2019 (Unaudited)	Half Year Ended 30-09-2018 (Unaudited & Unreviewed)	Year Ended 31-03-2019 (Audited)
A. Cash Flow from Operating Activities:			
Net Profit before tax	1,909.61	913.05	3,270.80
Adjustments for :			
Depreciation	421.92	390.37	832.69
(Profit)/Loss on sale of Property, Plant and Equipments	(4.60)	-	(7.00)
Interest income	(81.22)	(67.28)	(137.54)
Lease rent	(29.74)	(51.77)	(103.22)
Unrealized foreign exchange (gain)/loss	(21.85)	180.97	(324.08)
Claim, discount and written off	149.71	124.01	486.88
Interest & Finance Charges Paid	722.93	573.63	1,278.38
Operating Profit before Working Capital Changes	3,066.77	2,062.98	5,296.91
Adjustments for :			
Increase / Decrease in Inventories	(2,728.48)	(1,709.67)	(268.43)
Increase / Decrease in Sundry Debtors	2,721.95	(4,241.59)	(6,137.87)
Increase / Decrease in Short Term Loans & Advances	(278.81)	1,002.83	847.67
Increase / Decrease in Other Current Assets	31.80	17.94	(7.03)
Increase / Decrease in Trade payable & other Current Liabilities	(1,422.01)	5,528.68	2,807.97
Increase / Decrease in Short Term Provisions	(316.24)	115.16	1.12
Increase/Decrease in Non Current Liability	20.90	5.25	1.88
Cash Generated from Operations	1,095.86	2,781.57	2,542.21
Direct Taxes Paid (Net)	(482.39)	(353.29)	(744.64)
Net Cash used in Operating Activities (A)	613.47	2,428.28	1,797.58
B. Cash Flow from Investing Activities:			
Purchases of Property, Plant and Equipments	(611.91)	(252.86)	(1,029.56)
Proceeds from sale of Property, Plant and Equipments	4.15	-	31.46
Interest income	81.22	67.28	137.54
Lease Rent	29.74	51.77	103.22
Increase / Decrease in Long term Loans & Advances	(39.03)	(360.35)	(25.21)
Increase / Decrease in Other Non Current Assets	-	(1.21)	2.46
Increase / Decrease in Fixed Deposits	182.24	8.78	(181.23)
	(353.59)	(486.59)	(961.32)
Net Cash used in Investing Activities (B)	(353.59)	(486.59)	(961.32)
C. Cash Flow from Financing Activities:			
Proceeds from issue of Equity Share Capital	-	-	-
Payment of Dividend and DDT	(66.35)	-	(66.35)
Proceeds from Borrowings	884.28	(1,302.63)	447.83
Interest & Finance Charges Paid	(722.93)	(573.63)	(1,278.38)
	95.00	(1,876.25)	(896.90)
Net Cash from Financing Activities (C)	95.00	(1,876.25)	(896.90)
Net increase / (decrease) in cash and Bank Balances (A+B+C)	354.88	65.44	(60.64)
Opening Balance of Cash and Bank balances	984.92	1,045.55	1,045.55
Closing Balance of Cash and Bank balances	1,339.80	1,110.99	984.92

Notes:


1 Closing Balance of Cash & Bank Balances

Cash on hand	4.22	7.89	10.89
Balance in Current Account	0.50	2.00	1.51
Fixed Deposits	1,335.08	1,101.10	972.53
	1,339.80	1,110.99	984.92

2 Previous year figures have been regrouped and rearranged wherever considered necessary to make them comparable with those of the current year.

3 The above Cash Flow Statement has been prepared under the indirect method set out in AS-3 notified under Section 133 of Companies Act, 2013



For & on behalf of Board of Directors

Ashish Mangal
Managing Director
DIN No 00432213