Dynamic Cables Limited

(Govt. Recognized STAR Export House)

(ISO 9001:2015, ISO 14001:2007 & OHSAS 18001:2007 Certified)

14th ANNUAL REPORT 2020-21

www.dynamiccables.co.in

31 Years

Over three decades of

Growth & Excellence

In delivering high quality cables.

THE STORY OF DYNAMIC CABLES

Over three decades of Growth & Excellence in delivering high quality Cables & Conductors

Dynamic Cables has become a global leader in supply of cables and conductors. The company has continuously been expanding its capacity, capability and product range by improving, expanding and modernising the existing manufacturing facilities.

Since,1986 the company has undergone constructive changes in its structure, product line, developed systems, procedures etc. and now engaged in Design, Manufacturing, Testing, Supply and Export of – 66KV XLPE Power cables, MV and LV Aerial Bunched Cables upto 36KV, LV PVC Power & Control Cables, MV & LV XLPE UG Power Cables, Airdac, Communications & Concentric Cable, FR/FLRS/LSZH Cables, Railway Signaling Cables, Bare & Insulated Copper Conductors, ACSR,AAA,HTLS, AA Conductors and MV Covered Conductors (MVCC) which are used for transmission and distribution of Electricity. Dynamic Cables with its newly established State of Art facility plant for HV cables 66 KV at the Shree Khatushyamji Industrial Area, Reengus. Rajasthan, India ; has now become one of the prominent producer of cables & conductors in India effeciently servicing the Transmission, Substation & Distribution Sector.

MANUFACTURING SITES

Our Three sprawling multi-purpose manufacturing sites house the company's design offices, laboratories and huge storage area at Jaipur & Reengus. With a total Area of **3,50,000 Sq FT** spread across three facilities, the plants are equipped with the latest high technology machineries to manufacture solid and high quality Conductors & Cables. The management considers this investment essential in ensuring quality & top of the line Cables and conductors are designed ,manufactured and supplied to the Indian and overseas markets.

Our products are type tested & approved by NABL Accredited laboratories like: CPRI, ERDA, TAG CORPORATION. Certification from Intertek for **ISO: 9001:2015 (Quality management system) & OHSAS 18001:2007 (Organizational Health & Safety),** ISO 14001:2015(Environmental Safety) have helped us in establishing a streamlined operation right from planning, purchase, production till after sales services. Our products are CE certified as well.

The Cables/Conductors manufactured by Dynamic Cables are compliant to the standards prevailing in many countries such as **IEC, BS, IS, DIN, ASTM and VDE.**

OUR MARKET REACH

Dynamic Cables has a fully equipped & modern testing laboratory, which has the capability and equipment to conduct all routine & Acceptance tests required by various International Standards and Specification or Special Customer's demands upto 66KV.

In addition our highly experience personnel carry out many other online process tests at each stage of production to eliminate any product defect. Testing equipment are calibrated by NABAL accredited laboratories from time to time.

Dynamic Cables is continuously expanding its footprints at all sectors like - MES, RAILWAYS, METRO, AIRPORT, SOLAR, HYDRO, WIND, DEFENCE, STEEL PLANTS, MINES, TURNKEY PROJECTS, POWER DISTRIBUTION COMPANIES, INFRASTRUCTURE WORKS etc. in India and overseas. We are seeking to strengthen our position in the African, Middle Eastern and Asian market. Dynamic Cables has participated in numerous transmission and distribution projects and satisfied various customers, demands maintaining the most stringent technical standards and supply requirements.

We are approved with over 42 International electric utilities some of which are:

EEP - Ethiopia, KPLC & REA - Kenya, EDM - Mozambique , MSCEE Guinea , TANESCO -Tanzania, CEET - TOGO, Nigeria, ABERME Rwanda, NAWEC - Benin, UETCL - Uganda, LEC & NEXANT - Liberia, EDCL& EWSA - Gambia, NEA - NEPAL, CEB - Mauritius, MEW Afghanistan, IDECO- Jordan, SNEL-DR Congo, ECG- Ghana, Syria, BPC - Bhutan, Zambia, Iraq, Malawi, Lanka

We were awarded the status of a "Government Recognized STAR Export House" from the Ministry of Commerce & Industry, Government of India. We also have been awarded the Prestigious Export Excellence award for the year 2014 & 2019 By the Rajasthan Government.

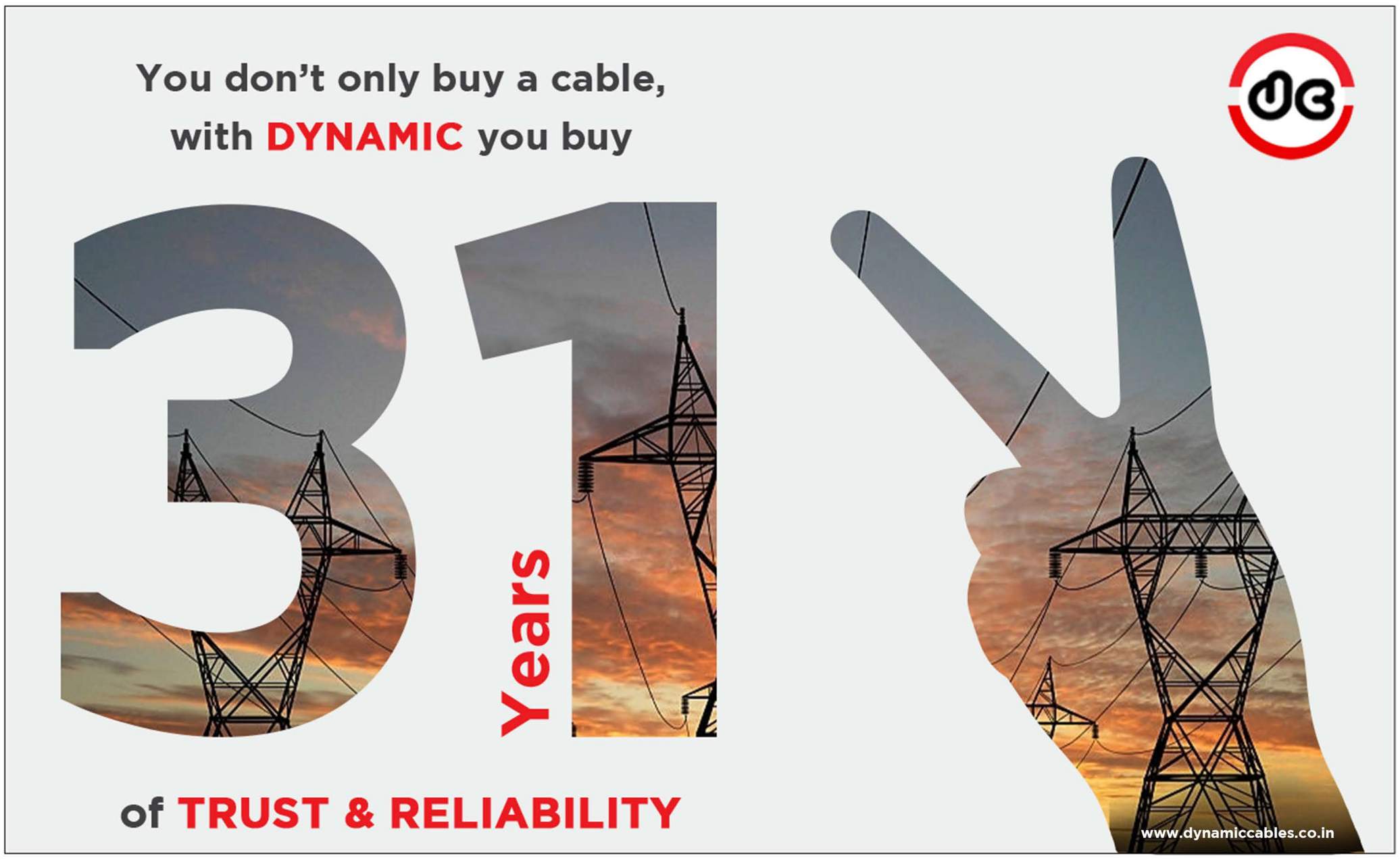

IEC BSI DVE UL *under approval ASTM ASTM INTERNATIONAL DIN

Government Clients

International Clients

Private Clients

OUR GLOBAL FOOTPRINT

1. Afghanistan
2. Australia
3. Bangladesh
4. Benin
5. Bhutan
6. Burkina Faso
7. Democratic Republic of Congo
8. Egypt
9. Ethiopia
10. Gabon
11. Gambia
12 Ghana
13. Guinea Bissau
14. Iraq
15. Jordan
16. Kenya
17. Laos
18. Liberia
19. Libya
20. Malawi
21. Mali
22. Mauritania
23. Mauritius
24. Mozambique
25. Myanmar
26. Nepal
27. Nigeria
28. Philippines
29. Rwanda
30. Senegal
31. Sierra Leone
32. South Africa
33. Sri Lanka
34. Syria
35. Tanzania
36. Togo
37. Trinidad & Tobago
38. Uganda
39. USA
40. Yemen
41. Zambia
42. Zanzibar

1986 Inception of Dynamic Engineers. Manufactured super enameled & DPC wires for transformers.

1995 Started manufacturing overhead conductors.

2006 Establishes Low Voltage cables Manufacturing Facility Unit I. Started exporting to oversead market.

2007 Formation of Dynamic Cables Pvt. Ltd.

2009 Commencement of Medium Voltage Cable Manufacturing Facility in Jaipur, Rajasthan - Unit II.

2016 Started construction of an ultra-modern manufacturing facility at Reengus.

2017 Remodeled into Dynamic Cables Ltd. through an intial public offer.

2018 Commencement of Ultra-Modern 2,00,000 sq. ft. Manufacturing Facility for manufacturing 66KV Cables in Reengus, Rajasthan - Unit III

2019 Won "Rajasthan Best Employer Brand Award"

2020 Started manufacturing of MV Covered Conductors (MVCC)

VISION 2025

- To be technology driven efficient organisation with an Annual Topline of INR 1100 Crores
- Debt free by 2025
- Market cap of INR 1000 Crores
- To embrace innovation – explore technical collaboration, acquisitions and invest in Research & Development
- To grow exports from present 15% to 40% of our Annual turnovers
- To work towards enhancing operating margins through implementation of Industry 4.0 , IoT, Cost Optimisation & lean management
- Strictly be an Eco-friendly organisation working through Green energy adoption & Sustenance



CONTENTS

ORGANIZATION CHIEFS 01

ORGANIZATION VISION & MISSION 02

BULLETIN - MD'S MESSAGE 03

MEET OUR DIRECTORS 05

ADVISORY BOARD 07

CSR ACTIVITIES - DYNAMIC WORK BY DYNAMIC CABLES 08

AWARDS & RECOGNITION 09

BOARD'S REPORT 10

ANNEXURES TO BOARD'S REPORT 20

REPORT ON CORPORATE GOVERNANCE 38

INDEPENDENT AUDITORS' REPORT 54

BALANCE SHEET 62

STATEMENT OF PROFIT & LOSS 64

CASH FLOW STATEMENT 66

NOTICE 107

ORGANIZATION CHIEFS

BOARD OF DIRECTORS

Mr. Rahul Mangal (Chairman)
DIN: 01591411

Mr. Ashish Mangal (Managing Director)
DIN: 00432213

Ms. Nehal Sharma (Independent Director)
DIN: 08780239

Mr. Sumer Singh Punia (Additional Director - Non-Executive)
DIN: 08393562

Mrs. Shalu Mangal (Whole Time Director)
DIN: 00432482

Mr. Ashok Kumar Bhargava (Independent Director)
DIN: 2736069

Mr. Saurav Gupta (Independent Director)
DIN: 7106619

Mr. Murari Lal Poddar (Chief Financial Officer)

Mr. Honey Chordia (Company Secretary & Compliance Officer)

STATUTORY AUDITORS

Madhukar Garg & Company

Chartered Accountants, 2-A, Raj Apartment, Keshav Path, Ahinsa Circle, C-Scheme, Jaipur - 302001 | Firm Registration No.: 000866 C

SECRETARIAL AUDITOR

V.M. & Associates

Company Secretaries, 403, Royal World, Sansar Chandra Road, Jaipur - 302001

Firm Registration No.: P1984RJ039200

REGISTRAR & SHARE TRANSFER AGENT

Bigshare Services Private Limited

Bharat Tin Works Building, 1st Floor, Opp. Vasant Oasis Next to Keys Hotel, Makwana Road, Andheri East, Mumbai - 400059

INTERNAL AUDITORS

M/s Ritul Patwa & Company

Chartered Accountants, 30 Ka 6, Opp. Rajasthan Vidhan Sabha, Jyoti Nagar, Lal Kothi, Jaipur - 302015 | Firm Registration No.: 017878C

STOCK EXCHANGE

BSE Limited, Phiroze Jeejeebhoy Towers, Dalal Street, Mumbai - 400001

AUDIT COMMITTEE

Mr. Ashok Kumar Bhargava (Chairman)

Mr. Rahul Mangal (Member)

Mr. Saurav Gupta (Member)

Ms. Nehal Sharma (Member)

NOMINATION & REMUNERATION COMMITTEE

Mr. Ashok Kumar Bhargava (Chairman)

Mr. Rahul Mangal (Member)

Mr. Saurav Gupta (Member)

STAKEHOLDERS RELATIONSHIP COMMITTEE

Mr. Ashok Kumar Bhargava (Chairman)

Mr. Rahul Mangal (Member)

Mr. Saurav Gupta (Member)

REGISTERED & CORPORATE OFFICE

F-260, Road No. 13, VKI Area,
Jaipur - 302013 (Rajasthan)
CIN: L31300RJ2007PLC024139
Email: cs@dynamiccables.co.in
Tel: 0141-2262589, 4042005

REGIONAL OFFICES

Delhi, Mumbai, Kolkata, Hyderabad and Vadodara

PRINCIPLE BANKERS

Bank of Baroda
Road No.5, VKI Area, Jaipur

SIDBI
LIC Building, Ambedkar Circle, Jaipur

ORGANIZATION VISION & MISSION

With an increasing overseas footprint and a new plant in offing, the company is targeting Rs. 1500-2000 Cr topline in ten years with an objective to keep pace with changing technology, manufacturing process, quality controls, environment and safety requirements, timely delivery, after sales service, customer satisfaction and winning customer confidence and trust.

To build a world class organization through reliability in the field of our expertise and provide a great place to work together with high business values of trust. To be a most preferred supplier with the feeling of perfection in the field related to our Industry for the welfare of the Trade, People, State & Nation.

Dynamic Cables strategy for long-term growth is through cost rationalization with efficient improvements and innovations, targeting investments across growth markets, enriching the product portfolio and enhancing brand visibility to leverage more opportunities in various sectors.

BULLETIN - MD'S MESSAGE

Dear Fellow Shareowners,
Your Company's confidence in its future is based upon its robust fundamentals and proven capabilities which positions it with sound footings in the midst of attractive opportunities on the way forward

- Ashish Mangal, Managing Director

It is my privilege to welcome you all, on behalf of the Board of Directors and the Management Team of Dynamic Cables Limited, to the 14th Annual General Meeting of the Company.

The Company's Annual Report and Audited Accounts for the year ended March 31, 2021 have already been circulated to you. With your kind permission, I would like to take them as read.

I hope everyone is keeping well and staying safe. This is a difficult time for everyone to say the least. India has passed through the second wave of coronavirus and I expect that with our learning's from the past year, we will overcome this crisis. Through collective effort and collaboration, we will come out of this stronger and with lessons to build back better.

POWER SECTOR OUTLOOK:
Indian economy happens to be one of the fastest growing economies in the world. In order to sustain the envisaged growth rate, focus is required on reducing the large physical infrastructure deficit, especially in the power sector. FY 2021 has been an unprecedented year of social and business upheaval. The Covid-19 outbreak rattled the global economy and triggered a recession, the deepest since the Second World War. India, with a population closed to 1.4 billion, has been amongst the hardest hit nations, both economically as well as in terms of the number of people affected.

To cushion the blow, we saw the government injecting trillions of rupees, about 15 percent of the gross domestic product, in fiscal stimulus. There was monetary buy-in as well. The goal has been to soften the economic impact. Even during the nationwide lockdown period, and thereafter, the Company remained committed to its customer deliverables and achieve major milestones by successfully commissioning the ongoing projects.
India at the current moment is a surplus power generating country, but due to inadequate connectivity and issues in the Transmission and Distribution (T&D) network there is intermittent supply of electricity to the people of the country. For addressing this issue, the government has been implementing a different scheme which aims to provide continuous and uninterrupted electricity supply to all households, industries and commercial establishments by creating and improving the necessary infrastructure.
This translates into greater opportunities for your company.

ROBUST FUTURE OUTLOOK:
We all live in extraordinary times. At Dynamic Cables, we have a robust series of strategies in place for most eventualities, but also, we are having to approach the current situation with flexibility and coordinated actions. Questions arise of what this Wire and Cable industry will look like when we return to normalcy. In FY21, Power & cable industry remained sluggish on

the institutional supply side as Government priorities were completely different in the first 2 quarters. However, Q4 witnessed a sharp recovery due to huge pent up demand. The recovery continued in the first quarter of FY22 indicating early signs of return to normalcy. We expect growth in our industry to be above normal for next 2-3 years.

While there are many opportunities in the Power Sector in India & abroad, there are multiple challenges too. Primarily the challenges are in the generation and distribution sectors due to inadequate process streamlining. Your Company has been making various improvements from time to time and is sanguine about robust growth in the Power Sector.

Our strategy for long term growth continues to attain cost leadership through efficient process improvements and innovations. We are enriching our product portfolio and enhancing presence in our target markets to leverage more opportunities. Our aim is to focus to sustain our presence in the existing markets as well as drive expansion to access emerging markets overseas. We are driven by a strong performance ethic and an enduring set of values and are committed to delivering excellence to our stakeholders. Our investments in our people, capabilities, technology and infrastructure continue to ensure that we remain pertinent to our stakeholders.

SENSITIVITY TO THE ENVIRONMENT:

Your company acknowledges the value of using the 'natural capital' in a sustainable manner and preserving it to the best possible extent. Generating power with minimum impact on the environment is integral to the planning and designs of the Dynamic Cables and also to its plant operations. Your company has invested Rs. 91.88 Lakhs approx. in solar Generation capacity Expansion (286 KW) at Reengus plant in FY 2020-21.

OUR STRATEGY:

In this challenging scenario, our investment in our people, our business continuity measures and adaptation to the new norms to combat the crisis will help us to walk on the growth path. Driven by the passionate management team we maintained our resilience even amidst a one-of-a-kind calamity.

We are one of the leading suppliers of power cables that aim to make the grid resilient enough to incorporate and handle changes, and make the industrial revolution an ally in adapting to the energy evolution.

Indian Railways is aiming for 100 percent electrification with power technology that ensures reliability and demand for your company. We have introduced select product range to cater the demand of Indian Railways and with our comprehensive portfolio and focused vision we will achieve new heights in the sector.

Dynamic Cables has continued to grow and evolve, creating value by building competitive global scale businesses and delivering increasing shareholder value. Over the past 3-4 years, we made significant investments in new plants, new products and market reach outs thus creating growth platforms for our businesses. We have also shifted our focus away from low value added products like conductors, LT cables, etc. Dynamic team is now future ready without any major capex or other investment requirement.

At the current platform, being ready to scale up our current product offerings without much investment, our focus is towards increasing our market share in our product segments before venturing in any new business segments. Post Covid disruption, competitive landscape in wires & cable industry provides us with opportunities to create our niche, given our established track record and balance sheet strength.

EXTENSIVE SOCIETAL OUTREACH:

Your company believes in proactive inclusion of public interest in its corporate priorities. This is seen in the extensive engagement of your company with the society and its special focus in providing support to the underprivileged person, promoting education, enhancing employability through vocational education,

A STRONG AND COHESIVE COMMUNITY OF STAKEHOLDERS:

We do believe that the Indian power landscape is currently undergoing a significant positive transformation vis-à-vis our business. As a leading supplier of power cables, we will continue to work closely with the government and our customers to implement solutions that will help India & abroad to accelerate its power transition journey.

And finally, I take the opportunity to truly thank the Board members, and particularly our Independent Directors who are with us here today, for their continued leadership and unwavering support to the Company and its employees.

I would like to thank all my colleagues for their dedication, innovation and hard work. By creating new benchmarks in the businesses we operate in, our team is delivering high performance and sustainable value for our stakeholders.

Yours Sincerely,

Ashish Mangal
Managing Director

MEET OUR DIRECTORS

Mr. Rahul Mangal

Chairman and Non-Executive Director

Mr. Rahul Mangal is the Chairman and Non-Executive Director of our company. He is Bachelor of Science. He was partner in the firm Ashish Fluxes and Chemicals since 1990. He has around 30 years of experience in the field of wires and cable industry. He is a proven influencer & negotiator and has realistic approach of getting the desired results. His long career gives guidance to his employees in achieving targets in a dynamic and complex business environment. He was originally appointed on the Board on April 03, 2007 and further designated as Chairman and Non-Executive Director of the Company on July 22, 2017.

Mr. Ashish Mangal

Managing Director

Mr. Ashish Mangal is the Managing Director of our company. He is Bachelor of Commerce from University of Rajasthan and has around 25 years of experience in the field of wires and cable industry. He was partner in the firm Ashish Fluxes and Chemicals since 1995. His expertise in Liasoning, Marketing, Field survey etc. helps in the growth of the Company. He looks after production, marketing and quality control activities of the Company. He has a good administrative power and is responsible for overall management of the company. He was originally appointed on the Board on April 03, 2007 and further designated as Managing Director of the Company on July 22, 2017.

Mrs. Shalu Mangal

Whole Time Director

Mrs. Shalu Mangal is the Whole time Director of our Company. She holds Master Degree in Business Administration from University of Rajasthan and is having 13 Years' experience in cable Industry. She is entrusted with the responsibility to looks after Accounts, Administrative and Compliance and Human Resource function of the Company. She is involved in the day to day activities of the Company. She was originally appointed on the Board on April 01, 2009 and resigned on April 01, 2011. Thereafter she is again appointed on the Board as Whole Time Director of the Company on July 22, 2017.

Mr. Ashok Kumar Bhargava

Independent Director

Mr. Ashok Kumar Bhargava, aged 67 years is Independent Director of our Company appointed on Board vide Extra Ordinary General Meeting dated held on November 04, 2017. He holds a degree of B.Sc. with Physics, Chemistry & Mathematics from University of Rajasthan, M.A. (Economics) from University of Rajasthan, LL.B. from University of Rajasthan, Master of Financial Management (MFM) from Jamnalal Bajaj Institute of Management Studies, University of Mumbai, and Post Graduate Diploma in Project Planning & Infrastructure Management (PGDPPIM) from University of Rajasthan. He also has an additional qualification like Diploma in Business Finance (DBF). He is having an experience of 34 Years in Banking/Financial Institutions.

Mr. Saurav Gupta

Independent Director

Mr. Saurav Gupta, aged 38 years is Independent Director of our company appointed with effect from 11th June, 2018. He has wide knowledge and experience in the field of textile. He is a Post Graduate Diploma in Apparel Marketing & Merchandising from NIFT Delhi, 2004 (Gold Medalist) along with B.Com Graduate From Commerce College, Rajasthan University, 2002. With an Experience of 13 Years In fashion Graduate From Commerce College, Rajasthan University, 2002. With an Experience of 16 Years In fashion business.

Ms. Nehal Sharma

Independent Director

Nehal, is a graduate from King's College London with specialization in Strategy and Marketing. She has worked for Deloitte Touche Tohmatsu LLC where she worked with India's Fortune 500 companies as an avid business problem solver and change consultant. Currently, she a value driven entrepreneur working in the field of education and hospitality and has also started a community of second and third in the field of education and hospitality and has also started a community of second and third generation family business entrepreneurs to help them become global leaders.

Mr. Sumer Singh Punia

Additional Director (Non-Executive)

Mr. Sumer Singh Punia has wide knowledge and experience in the field of taxation with expertise in Indirect Taxation. He has graduated in B.A (Economics) from Ajmer University in the year 1988. His total work experience in the field of taxation is 25 years.

Mr. Neeraj Bali (Retd. Maj Gen)

Maj Gen Neeraj Bali, Sena Medal, is an Indian Army veteran, a corporate professional, an experienced leadership trainer, a certified Life Coach and the Leadership Circle administrator, and a professional speaker. Earlier in his career he has worked with member companies of Indian Electrical and Electronic Manufacturers Association (IEEMA). He has also conducted two global workshops on Competitive Intelligence with participants from Columbia, Mexico, Belgium, England, Germany, Malaysia and India.

Maj Gen Neeraj Bali is a teaching faculty of the Institute for Competitive Intelligence, Germany. He has also delivered talks on leadership, disruption, organisational culture, and competitive intelligence on several prestigious forums, including Indian Institute of Management, Ahmedabad, XLRI Jamshedpur, Strategic Competitive Intelligence Professionals summits in the US and Portugal, Institute of Competitive Intelligence conference in Germany, CXO conference of Tata Group of Companies, Infosys, Wipro, Kirloskar Brothers, PSU heads at MDI and two summits of Institute of Chartered Accountants of India.

After his retirement, he has also been associated with a leading Engineering PMC Company with over 75 major infrastructure projects in India and abroad.

He is an M.Sc and M Phil in Defence Studies and also has attended a study program in the USA at the Asia Pacific Centre of Security Studies, Hawaii. A life-long learner, he is also a qualified Independent Director and an ISO Lead Auditor for Occupational Health and Safety.

Mr. Govind Saboo

Mr. Govind Saboo leads the investor relations function at Dynamic Cables. He advices the company on critical areas of capital allocation, corporate governance, corporate finance & investor communication strategies. He has vast experience of 15+ years in capital markets.

Prior to this, he was founding team member at multiple funds leading their set up, investment and mentoring the investee companies. He has been advisor to companies like AU Small Finance Bank, Aavas Housing, Ess Kay Fincorp in their growth phase. Presently he is on the board of listed companies such as Raghav Productivity Enhancers Ltd & Capital Trust Ltd as an Independent Director. An avid market follower, Mr. Saboo is a rank holder Chartered Accountant.

CSR ACTIVITIES - DYNAMIC WORK BY DYNAMIC CABLES

Before

After

Before

After





Before

After

Before

After

AWARDS & RECOGNITION

Rajasthan Energy Conservation Award 2014 - Recognition received from Rajasthan Renewable Energy Corporation Limited, Jaipur

Rajasthan Energy Conservation Award
Rajasthan Energy Conservation Award 2014 - Certificate of Appreciation received from Government of Rajasthan,
Department of Energy for Energy Conservation for the year 2013-14

Certificate of Appreciation received from Confederation of Indian Industry for participation in E-Waste Awareness and Collection Campaign.

Recognition received from Godrej for association and contribution to their business and partnering for growth.

Rajasthan State Award for Export Excellence - Recognition received from Government of Rajasthan, Department of Industries on September 17, 2017 for best performance in the category of Engineering & Computer Hardware during the year 2013-14.

Star Export house Award: Ministry of Commerce and Industry, DGFT

AEO Certificate: From Central board of Indirect taxes & Customs, ministry of finance

Rajasthan Best Employer Brand Award, 2019

Rajasthan Best Employer Brand Award, 2020

BOARD'S REPORT

To,
The Members of Dynamic Cables Limited,

Your directors are pleased to present the 14th Annual Report on the business and operations of the Company together with the Audited Financial Statements for the financial year ended on March 31, 2021.

1. FINANCIAL SUMMARY AND HIGHLIGHTS

The Company's financial performance for the financial year ended on March 31, 2021 is summarized below:

(Rs. in lakhs)

Particulars	Year ended March 31, 2021	Year ended March 31, 2020
Revenue from Operations	34,266.20	42,859.01
Other Income	801.45	295.46
Total Income	**35,067.65**	**43,154.47**
Profit before Interest and Depreciation	**3,364.25**	**4,798.18**
Finance Cost	1,188.91	1,535.86
Depreciation	836.87	880.06
Profit before Tax	**1,338.47**	**2,382.26**
Income Tax Expenses	353.97	559.57
Profit after Tax	984.50	1,822.69
Earning Per Share		
Basic (in INR)	4.47	8.28
Diluted (in INR)	4.47	8.28

2. IMPACT OF COVID-19 PANDEMIC ON THE PERFORMANCE

The impact of pandemic started in March 2020 with Governments announcing lockdown across the world to control the spread of the virus. This was followed by restricted easing of services across different countries to be followed by further rounds of lockdowns (including localised lockdowns) initiated across different countries. There was also positive news in the latter half of the year with vaccine approvals and launch of vaccination drives in several countries.

With the wholehearted support from all our employees, suppliers and other stakeholders, we managed to serve our domestic as well as international customers and ensured growth in our business. Measures on continuous engagement with our employees facilitated us in safeguarding our workforce and their family members from the Covid-19 impact. We, at the Board level, are very appreciative of the support offered by the team and their family members. Without their commitment and support, we would not have been able to successfully adapt the newer ways of working during the year. We are cautious and yet hopeful, that our efforts in this direction will help us in managing the safety of all our relevant stakeholders and serve our customers with limited disruption.

During this period, we were able to streamline our operations successfully. There were also additional growth opportunities due to our organized supply chain and we were able to leverage on the opportunity to increase our presence over competition.

3. STATE OF COMPANY'S AFFAIRS AND PERFORMANCE

During the financial year 2020-21, your Company has achieved total revenue of Rs. 34266.20 lakhs as compared to Rs. 42859.01 lakhs in previous financial year with a decrease of 20.05% and Net Profit after tax (PAT) has decreased from Rs.1822.69 lakhs to Rs.984.50 lakhs with a decrease of 45.97%.

Financial Highlights:

- Revenue growth during H2FY21 was 2.6% against H2FY20

- Ebitda margins improved from 7.2% in H2FY20 to 7.6% in H2FY21
- Ebitda margins improved from 6.5% in Q3FY21 to 8.3% in Q4FY21
- Finance cost during FY21 decreased to Rs.11.9crs in FY21 as compared to Rs.15.3crs in FY20
- Debtors decreased from Rs.150.3crs in FY20 to 127.7crs in FY21
- Receivable days (calculated on H2 gross sales) decreased from 106 days in FY20 to 86 days in FY21
- Debt:

Particulars (Rs. In Crs)	**FY21**	**FY20**
Term Loan from Bank/FIs	32.3	32.0
Other Loans	8.5	20.6
Working Capital Loans	76.8	69.6
LC Creditors	15.7	27.4
Total Debt	133.3	149.6

Outlook:

- There are green shoots of pent-up demand flowing in as Covid receded, as states begun easing pandemic-related curbs. Need for accelerated investment in power distribution infrastructure, improving financial health of State Discoms and growing privatization of power distribution set-ups are certain significant tailwinds for a long term growth runway for the sector.
- Dynamic Cables is strongly positioned to capture higher share of this growth along with being selective in the quality of business it chooses to do.
- Given the focus on improving operating efficiencies & increasing productivity, Dynamic will strive on increasing its operating margins
- Dynamic Cables has also developed other business segments and will continue to expand competencies around its core products and markets.
- The year was marked by profound disruption on account of COVID-19 pandemic which has not benefitted the company financially. Gradual unlocking from June showcased progressive signs of improvement as the restriction in movement ease, Levering favourable trends after Pandemic, we believe Indian economy is likely to pivot post pandemic with a strong mix of structural growth drivers catalysing medium to long-term growth.

Growth strategy:

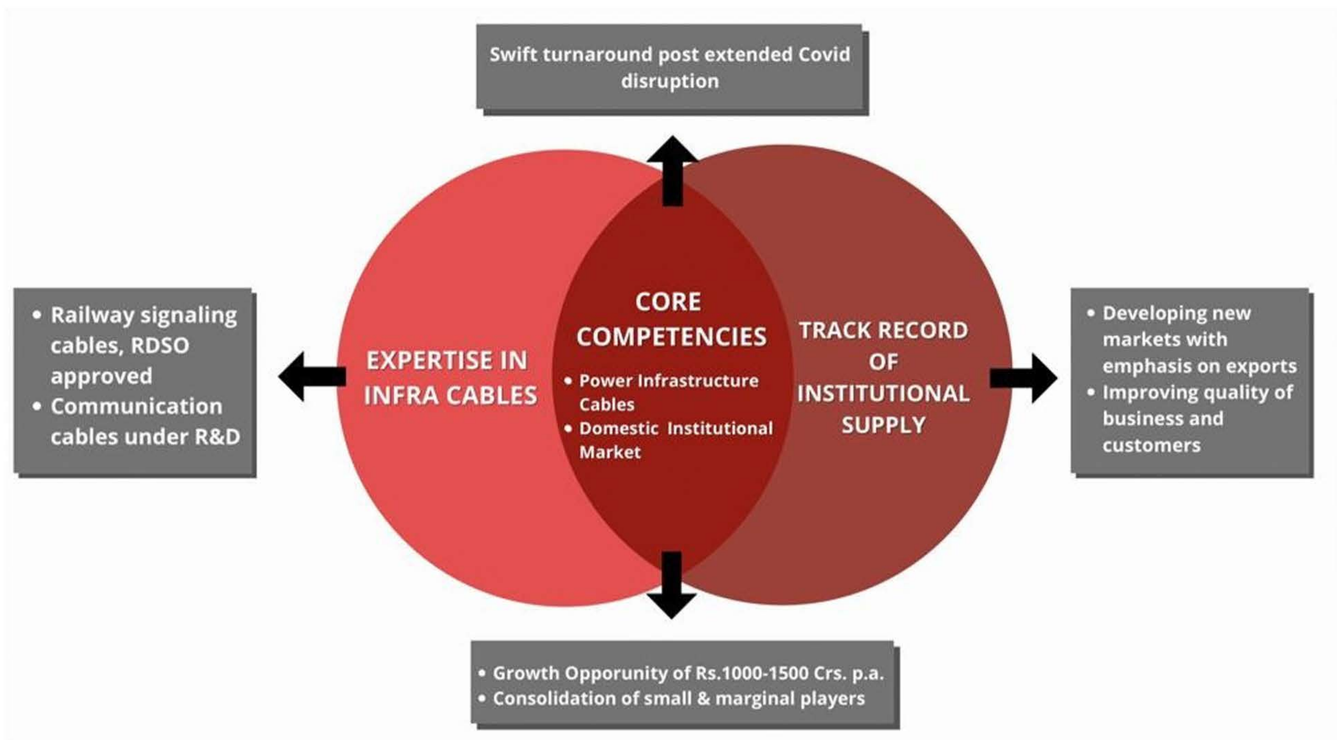

4. CHANGE IN CAPITAL STRUCTURE

During the year under review there was no change in the capital structure of the company. Paid up Equity Share Capital as on March 31, 2021 is Rs. 220,140,000

5. SUBSIDIARY/ASSOCIATE COMPANY

The company does not have any Subsidiary/Associate company.

6. TRANSFER TO RESERVES

The Company does not propose to transfer any amount to the General Reserve for the financial year ended on March 31, 2021.

7. DIVIDEND

The company always strives to maintain a balance by providing an appropriate return to the Shareholders while simultaneously retaining a reasonable portion of the profit to maintain healthy financial leverage with a view to support and fund the future expansion plans.

The company has recommended a final dividend of Rs. 0.25/- (2.5%) per equity share for the financial year 2020-21 and the same is subject to the approval of shareholders at the ensuing 14th Annual General Meeting of the company. The total final dividend pay-out will be Rs. 55.035 lakhs (excl.TDS). The Register of Members and Share Transfer Books will remain closed from Tuesday, August 31, 2021 to Monday, September 06, 2021 i.e. for seven days (both days inclusive) for the purpose of payment of the dividend for the financial year ended March 31, 2021

8. TRANSFER OF AMOUNTS TO INVESTOR EDUCATION AND PROTECTION FUND

During the financial year, there were no funds which were required to be transferred to Investor Education and Protection Fund (IEPF). Any amount unclaimed for seven years is liable to be transferred to IEPF and accordingly shareholders are advised to claim their unclaimed dividend.

Further, shares on which dividend remain unclaimed for seven consecutive years are also liable to be transferred to IEPF

9. MATERIAL CHANGES & COMMITMENTS

In pursuance to Section 134(3) (l) of the Companies Act, 2013 ("the Act") No material changes and commitments have occurred after the end of the financial year to which the financial statements relate till the date of this report, affecting the financial position of the company. The COVID-19 pandemic extending into the second year has resulted in changes in consumer behaviours, impacting demand in various industries, hurting small businesses and necessitating large fiscal interventions. Tapering off of these interventions or the emergence of new variants which trigger new lockdowns and other restrictions could disrupt the return to normalcy and impact customers' short-term priorities, growth plans and discretionary budgets. It could also result in restructuring of some contracts, deferment, cancellation of some planned engagements besides other tactical steps such as vendor rationalization, or insourcing of work to captives, impacting the company's revenue growth.

However, the company's relative competitiveness is expected to increase because of its traditional value focus and its strong track record in helping its customers improve the efficiency and resilience of their business and operations through digital transformation initiatives.

10. MATERIAL ORDERS

In pursuance to Rule 8 (5) (vii) of the Companies (Accounts) Rules, 2014, No significant or material orders were passed by the Regulators or Courts or Tribunals impacting the going concern status and company's operations in future.

11. PARTICULARS OF LOANS, GUARANTEES AND INVESTMENTS

Loans, guarantees and investments covered under Section 186 of the Act, form part of the Notes to the financial statements provided in this Annual Report.

12. CREDIT RATING

During the financial year 2020-21, on the basis of recent development including operational and financial performance of the Company, Credit Rating Agency – Brickwork Ratings India Pvt. Ltd. has reaffirmed stable rating as follows:

Facilities	Rating
Fund Based (Long Term)	BWR BBB
Fund Based (Short Term)	BWR A3+
Non Fund Based (Short Term)	BWR A3+

13. RELATED PARTY TRANSACTIONS

Pursuant to the provisions of section 188 of the Act read with rules issued thereunder and Regulation 23 of Securities and Exchange Board of India (Listing Obligations and Disclosure Requirements) Regulations, 2015 ("Listing Regulations") there were no material significant transactions with related party during the financial year which were in conflict with the interest of the company.

All related party transactions were placed before the Audit Committee on quarterly basis, specifying the nature, value and terms and conditions of the same. The Company has made transactions with related parties pursuant to section 188 of the Act. The particulars of material contracts or arrangements with related parties referred to in sub-section (1) of section 188 of the Act in the Form AOC-2 is annexed herewith as Annexure - A.

The Company has formulated a policy on materiality of related party transactions and also on dealing with related party transactions which has been uploaded on the Company's website at https://www.dynamiccables.co.in/Policy-on-Related-Party-Transactions.pdf

14. NUMBER OF MEETINGS OF THE BOARD

Four meetings of the Board were held during the year. For details of meetings of the Board, please refer to the Corporate Governance Report, which is a part of this report.

15. Directors & Key Managerial Personnel

a) Directors

During the year under review, the following changes occurred in the Board of Directors of the company:

i. Ms. Nehal Sharma was appointed as Additional Director (Independent) with effect from July 18, 2020.

ii. Ms. Nehal Sharma was further appointed as an Independent Director in previous AGM held on September 30, 2020,for a period of 5 (Five) years commencing from July 18, 2020.

iii. Mr. Rahul Mangal, Director of the company retired by rotation and re-appointed in previous AGM.

iv. In accordance with the provisions of the Act and the Articles of Association of the Company, Mrs. Shalu Mangal, Whole time Director of the Company is liable to retire by rotation at the ensuing Annual General Meeting and being eligible, has offered herself for re-appointment. The Board of Directors has recommended re-appointment of Mrs. Shalu Mangal.

v. Mr. Sumer Singh Punia was appointed as an Additional Director (Non-Executive) with effect from February 13, 2021 and proposed to appoint him as Director at the ensuing AGM. The Board of Directors has recommends his appointment to the shareholders.

vi. Necessary resolutions for the re-appointment of aforesaid director, wherever applicable, have been incorporated in the notice convening the ensuing AGM. As required under the regulations and Secretarial Standards on General Meetings issued by ICSI, the relevant details of director retiring by rotation and/or seeking reappointment at the ensuing AGM are furnished at "Annexure – 1"to the notice of AGM.

b) Key Managerial Personnel (KMPs)

During the year under review, there is no change in the Key Managerial Personnel (KMPs) of the Company.

16. DECLARATION BY INDEPENDENT DIRECTORS

The Company has received necessary declaration from each independent director under Section 149(7) of the Act that he / she meets the criteria of independence laid down in Section 149(6) of the Act and Regulation 25 of the Listing Regulations. All Independent Directors of the company are also registered in Independent Director Database of Indian Institue of Corporate Affairs for Independent Directors.

There has been no change in the circumstances affecting their status as Independent Director of the company so as to qualify themselves to be appointed as Independent Director under the provisions of the Act and listing regulations.

17. BOARD EVALUATION

The Board of Directors has carried out an annual evaluation of its own performance, board committees, and individual directors pursuant to the provisions of the Act and listing regulations.

The performance of the board was evaluated by the Board after seeking inputs from all the directors on the basis of criteria such as the board composition and structure, effectiveness of board processes, information and functioning, etc.

The performance of the committees was evaluated by the Board after seeking inputs from the committee members on the basis of criteria such as the composition of committees, effectiveness of committee meetings, etc. The above criteria are broadly based on the Guidance Note on Board Evaluation issued by the Securities and Exchange Board of India on January 5, 2017.
In a separate meeting of independent directors, performance of non-independent directors, the Board as a whole and Chairman of the Company was evaluated, taking into account the views of executive directors and non-executive directors.
The Board and the Nomination and Remuneration Committee reviewed the performance of individual directors on the basis of criteria such as the contribution of the individual director to the board and committee meetings like preparedness on the issues to be discussed, meaningful and constructive contribution and inputs in meetings, etc.
At the board meeting that followed the meeting of the independent directors and meeting of Nomination and Remuneration Committee, the performance of the Board, its Committees, and individual directors was also discussed. Performance evaluation of independent directors was done by the entire Board, excluding the independent director being evaluated.

18. FAMILIARIZATION PROGRAMME FOR INDEPENDENT DIRECTORS

In compliance with the requirements of the Act and the listing regulations, the Company has put in place a familiarization programme for the Independent Directors to familiarize them with their role, rights, and responsibility as Directors, the working of the Company, nature of the industry in which the Company operates, business model etc. The details of such familiarization programmes imparted to Independent Directors are posted on the website of the Company at https://www.dynamiccables.co.in/Familiarization-Programme-for-Independent-Directors.pdf.

19. AUDITORS AND AUDITORS' REPORT

(a) Statutory Auditors

M/s. Madhukar Garg & Company, Chartered Accountants (FRN: 000866C) the Statutory Auditors of the Company were appointed at 11th Annual General Meeting (AGM) of the Company held on 30th September, 2018 for a period of five years. The Statutory Auditors have confirmed their eligibility under Section 141 of the Act.
As per the provisions of Section 40 of the Companies (Amendment) Act, 2017, there is no requirement for ratification of appointment of statutory auditor at every AGM of the Company and therefore, it is not required to ratify the appointment every year.
The Auditor's Report for the financial year 2020-21 doesn't contain any reservation, qualification or adverse remark. During the financial year 2020-21, no fraud was reported by the Statutory Auditor of the Company in their Audit Report.

(b) Secretarial Auditor

Pursuant to provisions of Section 204 of the Act and rules made thereunder, M/s. V. M. & Associates, Company Secretaries (FRN P1984RJ039200) was appointed as Secretarial Auditors to conduct the secretarial audit of the Company for the financial year 2020-21.
An Audit Report issued in form MR-3 by M/s V.M. & Associates, Company Secretaries, in respect of the secretarial audit of the Company for the financial year ended March 31, 2021, is annexed herewith and marked as Annexure – B to this Report. The report doesn't contain any reservation, qualification or adverse remark except, that the company has not depostited the amount of dividend within 5 days in a seperate bank account as prescribed under section 123 of the Act.

Board's Explanation for non deposting the amount of dividend within 5 days in a seperate bank account as prescribed under section 123 of the Act.

Due to the impact of Covid-19 Pandemic and restricted banking operations the company was not able to deposite the amount of dividend within 5 days in a seperate bank account as prescribed under section 123 of the Act.

The Company had received consent from M/s V. M. &Associates to act as Secretarial Auditor for conducting audit of the secretarial records for the financial year ending March 31, 2022.Further, the Board has also re-appointed V. M. &Associates, (FRN: P1984RJ039200) Company Secretaries in Practice, Jaipur as Secretarial Auditor of the Company to conduct secretarial audit for the Financial Year 2021-22. They have confirmed their eligibility for the said appointment.
During the financial year 2020-21, no fraud was reported by the Secretarial Auditor of the Company in their Audit Report.

(c) Cost Auditor

In accordance with the provisions of Section 148 of the Act read with Companies (Cost Records and Audit) Rules, 2014 as amended from time to time, your company had appointed M/s Maharwal & Associates (FRN: 101556) as cost auditors for the financial year 2020-21.
The Company has received Cost Audit Report on the cost accounts of the Company for the financial year ended on March 31, 2021 and the same will be filed with Ministry of Corporate Affairs (MCA) within the prescribed time limit provided under the Act and rules made thereunder.

The Board has re-appointed M/s Maharwal & Associates (FRN: 101556) as Cost Auditor to conduct the audit of cost records of your Company for the financial year 2021-22. The payment of remuneration to Cost Auditor requires the ratification of the members of the Company and necessary resolution in this regard, has been included in the notice convening 14th AGM of the Company. During the financial year 2020-21, no fraud was reported by the Cost Auditor of the Company in their Audit Report.

(d)Internal Auditor

In accordance with the provisions of Section 138 of the Act and rules made thereunder, the Board of Directors of the Company has appointed M/s Ritul Patwa& Company, Chartered Accountants (FRN 017878C) as an Internal Auditor to conduct the Internal Audit of the Company for the Financial Year 2020-21.

In compliance with the aforesaid requirements, the board has re-appointed M/s Ritul Patwa & Company as internal auditor to conduct the Internal Audit of the Company for the Financial Year 2021-22.The Company had received consent from M/s Ritul Patwa & Company, Chartered Accountant (FRN 017878C) to conduct internal audit of the company for the financial year ending March 31,2022.Further, the Board has also re-appointed M/s Ritul Patwa & Company, Chartered Accountant (FRN 017878C) as Internal Auditor of the Company for the Financial Year 2021-22. They have confirmed their eligibility for the said appointment.

20. PREVENTION OF INSIDER TRADING

Pursuant to the provisions of the Securities and Exchange Board of India (Prohibition of Insider Trading)Regulations, 2015 and amendments thereto, the company has in place a code of conduct to regulate, monitor and report trading by Insiders for prevention of Insider trading in the shares of the company. The code, inter-alia prohibits purchase/sale of shares of the company by Employees/ KMPs/ Designated Persons and other connected persons while in possession of Unpublished Price Sensitive Information in relation to the company and during the period when the trading window is closed. The code is available on the Company's website at https://www.dynamiccables.co.in/CODE-OF%20PRACTICES-AND-PROCEDURES-FOR-FAIR-DISCLOSURE-OF-UPSI.pdf

21. VIGIL MECHANISM/WHISTLE BLOWER POLICY

The Company has established a mechanism for directors and employees to report concerns about unethical behavior, actual or suspected fraud, or violation of the Code. It also provides for adequate safeguards against the victimization of employees who avail the mechanism, and allows direct access to the chairperson of the audit committee in exceptional cases. During the year no person was denied access to the audit committee. The policy provides systematic mechanism to report the concerns and adequate safeguards against the victimization if any. The policy is available on the website of the Company i.e. https://www.dynamiccables.co.in/whistle-blower-policy.pdf

22. CORPORATE SOCIAL RESPONSIBILITY (CSR)

The brief outline of the corporate social responsibility (CSR) policy of the Company and the initiatives undertaken by the Company on CSR activities during the year are set out in Annexure C of this report in the format prescribed in the Companies (Corporate Social Responsibility Policy) Rules, 2014. For other details regarding the CSR Committee, please refer to the Corporate Governance Report, which is a part of this report. This Policy is available on the Company's website on https://www.dynamiccables.co.in/CSR-Policy.pdf

23. RISK MANAGEMENT POLICY

The Company has framed and implemented a Risk Management Policy to identify the various business risks. This framework seeks to create transparency, minimize adverse impact on the business objectives and enhance the Company's competitive advantage. The Risk Management Policy defines the risk management approach across the enterprise at various levels including documentation and reporting.

There are various elements of risk which, in the opinion of the Board, may threaten the existence of the company some of which are as follows:

- Economic Environment and Market conditions
- Competition
- Contractual Compliance
- Political Environment
- Fluctuations in Foreign Exchange
- Operational Efficiency

All the Senior Executives under the guidance of the Chairman and Board of Directors has the responsibility for over viewing management's processes and results in identifying, assessing and monitoring risk associated with Organization's business operations and the implementation and maintenance of policies and control procedures to give adequate protection against key risk. In doing so, the Senior Executive considers and assesses the appropriateness and effectiveness of management information and other systems of internal control, encompassing review of any external agency in this regards and action taken or proposed resulting from those reports.

24. DISCLOSURE UNDER THE SEXUAL HARASSMENT OF WOMEN AT WORKPLACE (PREVENTION, PROHIBITION AND REDRESSAL) ACT, 2013

In terms of the provisions of the Sexual Harassment of Women at the workplace (Prevention, Prohibition and Redressal) Act, 2018, the Company has adopted a policy for prevention of Sexual Harassment of Women at workplace and also set up an Internal Complaints Committee to look into complaints relating to sexual harassment at work place of any women employee. The following is a summary of sexual harassment complaints received and disposed of during the year 2020-21

- No. of complaints received: Nil
- No. of complaints disposed off: Nil

25. ANNUAL RETURN

In accordance with the Act the annual return of the company in the prescribed format is available on the website of the company at https://www.dynamiccables.co.in/annual-return.pdf

26. FIXED DEPOSITS

During the year under review, your company has neither invited nor accepted or renewed any fixed deposit from public in terms of provisions of section 73 to 76 of the Act read with the Companies (Acceptance of Deposits) Rules, 2014.Please refer Note No.15 &41 of financial statement pursuant to Rule 2 (1) (c) (viii) of the Companies (Acceptance of Deposits) Rules, 2014 for borrowings from directors.

27. INTERNAL FINANCIAL CONTROLS AND ITS ADEQUACY

The Board has adopted policies and procedures for ensuring the orderly and efficient conduct of its business, including adherence to the Company's policies, safeguarding of its assets, prevention and detection of fraud, error reporting mechanisms, accuracy and completeness of the accounting records, and timely preparation of reliable financial disclosures. For more details, refer to the 'Internal control systems and their adequacy' section in Management's discussion and analysis, which forms part of this Annual Report. During the financial year under review, the Statutory Auditor in their Report on the Internal Financial Control with reference to financial statements for the financial year 2020-21 has given unmodified report.

Based on the framework of internal financial controls and compliance systems established and maintained by the Company, the work performed by the internal, statutory and secretarial auditors and external consultants, including the audit of internal financial controls over financial reporting by the statutory auditors and the reviews performed by management and the relevant board committees, including the audit committee, the Board is of the opinion that the Company's internal financial controls were adequate and effective during the year under review.

28. CONSERVATION OF ENERGY, TECHNOLOGY ABSORPTION, FOREIGN EXCHANGE EARNINGS AND OUTGO.

Your company continuously strives to conserve energy, adopt environment friendly practices and employ technology for more efficient operations.

The particulars relating to the Conservation of Energy, Technology Absorption, Foreign Exchange Earnings and Outgo pursuant to Section 134 of the Act read with rules made thereunder is annexed herewith and marked as Annexure – D to this report.

29. NOMINATION AND REMUNERATION POLICY

In accordance with the provisions of section 178 of the Act, the Company has Nomination and Remuneration Policy in place and the same is available on the Company's website on https://www.dynamiccables.co.in/nomination-&-remuneration-policy.pdf

30. POLICY ON DIRECTORS' APPOINTMENT AND REMUNERATION AND OTHER DETAILS

The Company's policy on appointment of directors is available on the Company's website at https://www.dynamiccables.co.in/Policy-on-Diversity-of-Board-of-Directors.pdf

The policy on remuneration and other matters provided in Section 178(3) of the Act has been disclosed in the Corporate Governance Report, which is a part of this report and is also available on the Company's website at https://www.dynamiccables.co.in/nomination-&-remuneration-policy.pdf

31. CORPORATE POLICIES

We seek to promote and follow the highest level of ethical standards in all our business transactions guided by our value system. The SEBI (Listing Obligations and Disclosure Requirements) Regulations, 2015 (as amended) mandate the formulation of certain policies for all listed companies.

The corporate governance policies are available on the Company's website, at https://www.dynamiccables.co.in/policies-codes.html The policies are reviewed periodically by the Board and updated as needed. During the year the Board revised and adopted some of its policies.

32. PARTICULARS OF EMPLOYEES

The information under Section 197 of the Act read with Rule 5 of the Companies (Appointment and Remuneration of Managerial Personnel) Rules, 2014:

(i) The ratio of the remuneration of each director to the median remuneration of the employees of the Company and percentage increase in remuneration of each Director, Chief Financial Officer and Company Secretary in the financial year:

Name	Ratio to median remuneration	% increase in remuneration in financial year
Non- Executive Directors:		
Rahul Mangal	-	-
Sumer Singh Punia	-	-
Nehal Sharma*	-	-
Ashok Kumar Bhargava*	-	-
Saurav Gupta*	-	-
Executive Director:		
Ashish Mangal	89.69	0
Shalu Mangal	38.12	0
Chief Financial Officer:		
Murari Lal Poddar	13.55	-0.01
Company Secretary:		
Honey Chordia	3.78	-0.02

*No remuneration paid except, payment of eligible sitting fees.

(ii) The percentage increase in the median remuneration of employees in the financial year is (0.04)%

(iii) The total number of permanent employees on the rolls of company: 552

(iv) Average percentile increase already made in the salaries of employees other than the managerial personnel in the last financial year and its comparison with the percentile increase in the managerial remuneration and justification thereof and point out if there are any exceptional circumstances for increase in the managerial remuneration:

- Average increase in the remuneration of all employees excluding KMP is (7.10)%
- Average increase in the remuneration of KMP is (0.01)%.
- Increase in salary is based on the Company's performance, individual performance, inflation, prevailing industry trends and benchmarks.

(v) It is hereby affirmed that the remuneration is as per the remuneration policy of the Company.

(vi) The statement containing particulars of employees as required under rule 5(2) of the Companies (Appointment and Remuneration of Managerial Personnel) Rules, 2014, the statement showing the names of the top 10 employees in terms of remuneration drawn during the year is given herein below:

S.No	Name of Employee	Designation	Remuneration (Rs. in Lakhs)	Nature of employment (contractual or otherwise)	Qualification	Experience (in yrs.)	Date of commencemnet of employment	Age	Last employment held by such employee before joining the company	Whether Relative of the Director, if yes name of the Director	Percentage of equity shares held by the employee in the Company
1	Mr. Ashish Mangal	Managing Director	120	Contractual	B.Com	25	03.04.2007	45	Own Business	Husband of Mrs. Shalu Mangal	34.89
2	Mrs. Shalu Mangal	Whole time director	51	Contractual	MBA	13	22.07.2017	41	Own Business	Wife of Mr. Ashish Mangal	0.10
3	Mr. Murari Lal Poddar	CFO	18.16	Onroll Employee	CA	22	14.06.2003	48	Wires & Fabrics (S.A) Ltd.	-	-
4	Mr. Manavalan Srinivasan	Vice President	16.90	Onroll Employee	Graduate (Economics)	32	06.02.2018	60	Diamond Power Infrastructure Ltd.	-	-
5	Mr. Pijus Mandal	General Manager (Production)	16.45	Onroll Employee	PG in BSM, BE (ECS)	23	25.04.2020	48	Sterlite Power Transmission	-	-
6	Mr. Harnath Singh Bhati	General Manager (Maintenance)	13.54	Onroll Employee	Dip in Mech. Engg	19	01.10.2019	53	Dynamic Metals	-	-
7	Mr.Ashok Kumar Sharma	Assistant Vice president	13.29	Onroll Employee	B.E, MBA	17	01.04.2016	54	Krishna Electricals Industries Ltd.	-	-
8	Mr. Vijaya Shankara N S	Vice President	12.51	Onroll Employee	B.Sc (Mathematics)	43	13.08.2018	66	Diamond Power Infrastructure Ltd.	-	-
9	Ms. Aditi Mangal	Manager (Human Resource)	12.00	Onroll Employee	Bsc in Psychology	2	02.05.2019	21	-	Daughter of Mr. Ashish Mangal & Mrs. Shalu Mangal	0.01
10	Mr. Ravi Janrao Tayade	Assistant General Manager	11.51	Onroll Employee	Diploma in Ind. Electronics	22	02.08.2017	46	Hind Aluminum Ltd.	-	-

33. MANAGEMENT DISCUSSION AND ANALYSIS

The Management Discussion and Analysis Report forming part of this report is annexed herewith and marked as Annexure – E.

34. CORPORATE GOVERNANCE

The Company has complied with the requirements of corporate governance as stipulated under the listing regulations. The corporate governance report and certificate from practicing Company Secretary confirming compliance of conditions as required by Regulation 34(3) read with Part E of Schedule V of the listing regulations, form part of the Board's Report.

35. LISTING OF SHARES

Your Company's shares are listed at BSE Limited and the annual listing fees for the year 2021-22 have been duly paid.

36. COMPLIANCE OF SECRETARIAL STANDARDS ISSUED BY THE ICSI

The Institute of Company Secretaries of India, a statutory body, has issued Secretarial Standards (SS) on various aspects of corporate law and practices. The Company has complied with all the applicable Secretarial Standards issued by the Institute of Company Secretaries of India.

37. DIRECTORS' RESPONSIBILITY STATEMENT

Pursuant to Section 134(5) of the Act the Board of Directors, to the best of its knowledge and ability, confirm that:

i. in the preparation of the annual accounts, the applicable accounting standards have been followed and there are no material departures;
ii. they have selected such accounting policies and applied them consistently and made judgments and estimates that are reasonable and prudent so as to give a true and fair view of the state of affairs of the Company at the end of the financial year and of the profit of the Company for that period;
iii. they have taken proper and sufficient care for the maintenance of adequate accounting records in accordance with the provisions of the Act for safeguarding the assets of the Company and for preventing and detecting fraud and other irregularities;
iv. they have prepared the annual accounts on a going concern basis;
v. they have laid down internal financial controls to be followed by the Company and such internal financial controls are adequate and operating effectively;
vi. they have devised proper systems to ensure compliance with the provisions of all applicable laws and that such systems are adequate and operating effectively.

38. OTHER DISCLOSURES

During the period under review there is no other disclosure required to be reported by the Board.

39. ACKNOWLEDGEMENT

We thank our shareholders, customers, vendors, investors, bankers, employee volunteers for their continued support during the year. We place on record our appreciation of the contribution made by our employees at all levels. Our consistent growth was made possible by their hard work, solidarity, cooperation and support. We thank the governments of various countries where we have our operations. We thank the Government of India, the Ministry of Railways, the Ministry of Commerce and Industry, the Ministry of Finance, the Ministry of Corporate Affairs, the Central Board of Direct Taxes, the Central Board of Indirect Taxes and Customs, GST authorities, the Reserve Bank of India, Securities and Exchange Board of India (SEBI), various departments under the state governments and other government agencies for their support, and look forward to their continued support in the future.

Place: Jaipur
Date: August 08, 2021

For and on behalf of the Board of Directors
For Dynamic Cables Limited

Rahul Mangal
Chairman
(DIN: 01591411)

Registered Office:
F-260, Road No. 13, VKI Area, Jaipur 302013
(Rajasthan)

ANNEXURE - A

Form No. AOC-2

(Pursuant to clause (h) of sub-section (3) of section 134 of the Act and Rule 8(2) of the Companies (Accounts) Rules, 2014)

Disclosure of particulars of contracts/arrangements entered into by the company with related parties referred to in sub-section (1) of section 188 of the Companies Act, 2013 including certain arm's length transactions under third proviso thereto:

1. Details of contracts or arrangements or transactions not at arm's length basis: Nil
   a) Name(s) of the related party and nature of relationship: Not Applicable
   b) Nature of contracts/arrangements/transactions: Not Applicable
   c) Duration of the contracts/arrangements/transactions: Not Applicable
   d) Salient terms of the contracts or arrangements or transactions including the value, if any: Not Applicable
   e) Justification for entering into such contracts or arrangements or transactions: Not Applicable
   f) Date(s) of approval by the Board: Not Applicable
   g) Amount paid as advances, if any: Not Applicable
   h) Date on which the special resolution was passed in general meeting as required under first proviso to section 188: Not Applicable

2. Details of material contracts or arrangement or transactions at arm's length basis:

S No	Name(s) of Related Party and Nature of Relationship	Nature of contracts/ arrangements/ transactions	Duration of the contracts/ arrangements/ transactions	Salient terms of the contracts or arrangements or transactions including the value, if any:	Date(s) of approval by the Board, if any	Amount paid as advances, if any
	(a)	*(b)*	*(c)*	*(d)*	*(e)*	*(f)*
1	Indo Krates Pvt. Ltd. Mr. Ashish Mangal (Managing Director) &Mrs. Shalu Mangal (Whole time Director) are Directors.	Leasing of Property (Rent Paid)	Ten Years	Indo Krates Pvt. Ltd. has rented its property situated at F-259, Road No.13, VKI Area, Jaipur 302013 (Rasjathan) to Dynamic Cables Ltd. at a monthly rent of Rs. 0.10 lakhs. The company has paid Rs. 1.20 lakhs to Indo Krates Pvt. Ltd in FY 2020-21	04.04.2016	Nil
2	Shiv Kripa Pipes Pvt. Ltd. Mr. Ashish Mangal (Managing Director) & Mr. Rahul Mangal (Chairman &Director) are Directors.	Leasing of Property (Rent Paid)	Ten Years	Shiv Kripa Pipes Pvt. Ltd. has rented its property situated at A-129, A-129A, A-130, SKS Industrial Area, Reengus, Tehsil Shree Madhopur, Distt., Sikar-332404 (Rajasthan) to Dynamic Cables Ltd. at a monthly rent of Rs. 0.50 lakhs. The company has paid Rs. 6 lakhs to Shiv Kripa Pipes Pvt. Ltd in FY 2020-21.	04.04.2016	Nil

3	Mangal Electricals Industries Pvt. Ltd. Mr. Ashish Mangal (Managing Director) & Mr. Rahul Mangal (Chariman& Director) are Directors	Leasing of Property (Rent Received)	Five Years	Dynamic Cables Ltd. has rented its property situated at C-61, Road No. 1 –C, VKI Area, Jaipur 302013 (Rajasthan) to Mangal Electricals Industries Pvt. Ltd. at a monthly rent of Rs. 0.30 lakhs. The company has received Rs. 4.25 lakhs (including GST) from Mangal Electricals Industries Pvt. Ltd in FY 2020-21	22.08.2017	Nil
		Sale, purchase or supply of any goods or materials (Purchase & Sale of Goods)	Regular	Dynamic Cables Ltd. has purchased Iron Scrap of Rs.0.20 lakhs and sold Transformer Oil of Rs. 0.11 lakhs. The rate is same as of an unrelated party in the normal course of business and hence justifies Arm's Length Price from Mangal Electricals Industries Pvt. Ltd. in FY 2020-21. Ceiling Limit for Purchase & Sale of Goods on a continuous basis. Monetary value of proposed transactions in aggregate not exceeding Rs. 25 Crores	04.04.2016	Nil
4	Aditi Mangal (Daughter of Mr. Ashish Mangal (Managing Director) & Mrs. Shalu Mangal (Whole time Director)	Manager - HR (Salary paid)	Regular	Ms. Aditi Mangal was appointed as Manager- HRD in the company w.e.f May 02, 2019 with an annual CTC of Rs. 12 Lakhs per annum on such terms & conditions mentioned in her letter of appointment. The company has paid her a salary of Rs. 12 lakhs in FY 2020-21	20.07.2019	Nil
5	Dynamic Metals Mr. Ashish Mangal (Managing Director) is Proprietor	Availing or rendering of any services (Maintenance Charges paid)	Three Years	Dynamic Cables Ltd. has paid Dynamic Metals Rs. 23.92 lakhs in FY 2020-21 for Maintenance charges. The rate is same as of an unrelated party in the normal course of business and hence justifies Arm's Length Price.	18.03.2020	Nil

Place: Jaipur

Date: August 08, 2021

For and on behalf of the Board of Directors

For Dynamic Cables Limited

Rahul Mangal
Chairman
(DIN: 01591411)

Registered Office:

F-260, Road No. 13, VKI Area, Jaipur 302013 (Rajasthan)

ANNEXURE - B

Form No. MR-3

SECRETARIAL AUDIT REPORT

FOR THE FINANCIAL YEAR ENDED MARCH 31, 2021

[Pursuant to section 204(1) of the Companies Act, 2013 and Rule No.9 of the Companies (Appointment and Remuneration of Managerial Personnel) Rules, 2014]

To,
The Members,
Dynamic Cables Limited
F-260, Road No. 13, VKI Area
Jaipur – 302 013 (Rajasthan)

We have conducted the secretarial audit of the compliance of applicable statutory provisions and the adherence to good corporate practices by **Dynamic Cables Limited** (hereinafter called **"the Company"**). Secretarial Audit was conducted in a manner that provided us a reasonable basis for evaluating the corporate conducts/statutory compliances and expressing our opinion thereon.

Based on our verification of the Company's books, papers, minute books, forms and returns filed and other records maintained by the Company and also the information provided by the Company, its officers, agents and authorized representatives during the conduct of secretarial audit, the explanations and clarifications given to us and the representations made by the management and considering the relaxations granted by the Ministry of Corporate Affairs and Securities and Exchange Board of India warranted due to the spread of the COVID-19 pandemic, we hereby report that in our opinion, the Company has, during the audit period covering the financial year ended on March 31, 2021 ('Audit Period') complied with the statutory provisions listed hereunder and also that the Company has proper Board-processes and compliance-mechanism in place to the extent, in the manner and subject to the reporting made hereinafter:

We have examined the books, papers, minute books, forms and returns filed and other records maintained by the Company for the financial year ended on March 31, 2021 according to the provisions of:

(i) The Companies Act, 2013 (the Act) and the rules made thereunder;

(ii) The Securities Contracts (Regulation) Act, 1956 ('SCRA') and the rules made thereunder;

(iii) The Depositories Act, 1996 and the Regulations and Bye-laws framed thereunder;

(iv) Foreign Exchange Management Act, 1999 and the rules and regulations made thereunder to the extent of Foreign Direct Investment, Overseas Direct Investment and External Commercial Borrowings;

(v) The following Regulations and Guidelines prescribed under the Securities and Exchange Board of India Act, 1992 ('SEBI Act'):-

(a) The Securities and Exchange Board of India (Substantial Acquisition of Shares and Takeovers) Regulations, 2011;

(b) The Securities and Exchange Board of India (Prohibition of Insider Trading) Regulations, 2015;

(c) The Securities and Exchange Board of India (Issue of Capital and Disclosure Requirements) Regulations, 2018 **(Not applicable to the Company during the Audit Period)**;

(d) The Securities and Exchange Board of India (Share Based Employee Benefits) Regulations, 2014 **(Not applicable to the Company during the Audit Period)**;

(e) The Securities and Exchange Board of India (Issue and Listing of Debt Securities) Regulations, 2008 **(Not applicable to the Company during the Audit Period)**;

(f) The Securities and Exchange Board of India (Registrars to an Issue and Share Transfer Agents) Regulations, 1993 regarding the Companies Act and dealing with client;

(g) The Securities and Exchange Board of India (Delisting of Equity Shares) Regulations, 2009 **(Not applicable to the Company during the Audit Period)**;

(h) The Securities and Exchange Board of India (Buyback of Securities) Regulations, 2018 **(Not applicable to the Company during the Audit Period)**;

(i) The Securities and Exchange Board of India (Listing Obligations and Disclosure Requirements) Regulations, 2015

(vi) As confirmed by the management, there are no sector specific laws that are applicable specifically to the company.

We have also examined compliance with the applicable clauses of the following:

i. Secretarial Standards issued by The Institute of Company Secretaries of India;
ii. The Listing Agreement entered into by the Company with BSE Limited;

During the period under review the Company has complied with the provisions of the Act, Rules, Regulations, Guidelines, Standards, etc. mentioned above ***except that the company has not diposited the amount of dividend within five days in a separate bank account as prescribed under section 123 of the Companies Act, 2013.***

We further report that

The Board of Directors of the Company is duly constituted with proper balance of Executive Directors, Non-Executive Directors and Independent Directors. The changes in the composition of the Board of Directors that took place during the period under review were carried out in compliance with the provisions of the Act.

Adequate notice is given to all Directors to schedule the Board Meetings, agenda and detailed notes on agenda were sent at least seven days in advance. Further, independent director(s) were present at Board Meetings which were called at shorter notice to transact business which were considered urgent by the management in compliance of Section 173(3) of the Act. A system exists for seeking and obtaining further information and clarifications on the agenda items before the meeting and for meaningful participation at the meeting.

Majority decision is carried through while the dissenting members' views, if any, are captured and recorded as part of the minutes.

We further report that there are adequate systems and processes in the company commensurate with the size and operations of the company to monitor and ensure compliance with applicable laws, rules, regulations and guidelines.

We further report that during the audit period the company has migrated from SME Platform of BSE Limited to Main Board of BSE Limited.

Place: Jaipur
Date: June 09, 2021
UDIN: F003355C000438561

For V. M. & Associates
Company Secretaries
(ICSI Unique Code P1984RJ039200)
PR 581 / 2019

CS Manoj Maheshwari
Partner
Membership No.: FCS 3355
C P No.: 1971

Note: This report is to be read with our letter of even date which is annexed as **Annexure A** and forms an integral part of this report.

Annexure A

To,
The Members
Dynamic Cables Limited
F-260, Road No. 13, VKI Area
Jaipur – 302 013 (Rajasthan)

Our report of even date is to be read along with this letter.

1. Maintenance of secretarial record is the responsibility of the management of the company. Our responsibility is to express an opinion on these secretarial records based on our audit.
2. We have followed the audit practices and processes as were appropriate to obtain reasonable assurance about the correctness of the contents of the Secretarial records. The verification was done on test basis to ensure that correct facts are reflected in secretarial records. We believe that the processes and practices, we followed provide a reasonable basis for our opinion.
3. We have not verified the correctness and appropriateness of financial records and Books of Accounts of the company.
4. Where ever required, we have obtained the Management representation about the compliance of laws, rules and regulations and happening of events etc.
5. The compliance of the provisions of Corporate and other applicable laws, rules, regulations, standards is the responsibility of management. Our examination was limited to the verification of procedures on test basis.
6. The Secretarial Audit report is neither an assurance as to the future viability of the company nor of the efficacy or effectiveness with which the management has conducted the affairs of the company

Place: Jaipur
Date: June 09, 2021
UDIN: F003355C000438561

For V. M. & Associates
Company Secretaries
(ICSI Unique Code P1984RJ039200)
PR 581 / 2019

CS Manoj Maheshwari
Partner
Membership No.: FCS 3355
C P No.: 1971

ANNEXURE - C

Annual Report on Corporate Social Responsibility (CSR) Activities for the financial year 2020-21

[Pursuant to clause (o) of sub section (3) of Section 134 of the Companies Act, 2013 and Rule 8 of the Companies (Corporate Social Responsibility Policy) Rules, 2014]

1. Brief outline on CSR Policy of the Company:

The CSR Policy articulates the Company's approach and commitment to sustainable and inclusive social development by improving the quality of life of the communities it serves. CSR Policy of the company covers almost every aspect of the society including Sustainable Livelihood, Community Development, and issues of National Importance. Sustainable livelihood is the flagship program which focusses on building employability of youth from underprivileged section of the society. Community development deals with Education & Health, and emphasizes on community participation and ownership, and works on long term projects for sustainable outcomes. Issues of National Importance deals with areas like Rural Management etc.

The main objective of the Corporate Social Responsibility Policy of the company is to lay down guidelines to make Corporate Social Responsibility as one of the key focus areas to adhere to make progress strategy that focuses on making a positive contribution to society through high impact, sustainable programs.

The projects undertaken are within the broad framework of Schedule VII of the Companies Act, 2013. Details of the CSR policy and projects or programs undertaken by the Company are available on the website of the Company at http://www.dynamiccables.co.in/CSR-Policy.pdf

2. Composition of CSR Committee:

The CSR committee of the Board is responsible for overseeing the execution of the Company's CSR Policy.

S.No.	Name of the Director	Designation / Nature of Directorship	Number of meetings of CSR Committee held during the year	Number of meetings of CSR Committee attended during the year
1.	Mr. Rahul Mangal	Chairman &Non-Executive Director, Chairperson of CSR committee	2	2
2.	Mr. Ashish Mangal	Managing Director, Member of CSR Committee	2	2
3.	Mr. Ashok Kumar Bhargava	Independent Director, Member of CSR Committee	2	2

During the year under review there was no change in the composition of CSR Committee.

3. Provide the web-link where Composition of CSR committee, CSR Policy and CSR projects approved by the board are disclosed on the website of the Company

Composition of the CSR committee shared above and is available on the Company's website at https://www.dynamiccables.co.in/CSR-Policy.pdf

The Committee, with the approval of the Board, has adopted the CSR Policy as required under Section 135 of the Companies Act, 2013. The CSR Policy of the Company is available on our website, at https://www.dynamiccables.co.in/CSR-Policy.pdf

CSR projects - https://www.dynamiccables.co.in/CSR-project.pdf

4. Provide the details of Impact assessment of CSR projects carried out in pursuance of sub-rule (3) of rule 8 of the Companies (Corporate Social Responsibility Policy) Rules, 2014, if applicable (attach the report): Not applicable

5. Details of the amount available for set off in pursuance of sub-rule (3) of rule 7 of the Companies (Corporate Social responsibility Policy) Rules, 2014 and amount required for set off for the financial year, if any :

S.No.	Financial Year	Amount available for set-off from preceding financial years (in Rs.)	Amount required to be setoff for the financial year, if any (in Rs.)
1	-	NIL	NIL

6. Average net profit of the Company as per Section 135(5): Rs. 2264.47 lakhs

7. a) Two percent of average net profit of the Company as per section 135(5): Rs. 45.29 lakhs

b) Surplus arising out of the CSR projects or programmes or activities of the previous financial years: NIL

c) Amount required to be set off for the financial year, if any: NIL

d) Total CSR obligation for the financial year (7a+7b-7c): Rs. 45.29 lakhs

8. (a) CSR amount spent or unspent for the financial year:

(Rs. in Lakhs)

Total Amount Spent for the Financial Year	Amount Unspent				
	Total Amount transferred to Unspent CSR Account as per Section 135(6)		Amount transferred to any fund specified under Schedule VII as per second proviso to Section 135(5)		
	Amount	Date of transfer	Name of the Fund	Amount	Date of transfer
45.49	NIL	-	-	NIL	-

(b) Details of CSR amount spent against ongoing projects for the financial year:

(Rs. in Lakhs)

(1)	(2)	(3)	(4)	(5)		(6)	(7)	(8)	(9)	(10)	(11)	
Sr. No.	Name of the Project	Item from the list of activi-ties in Schedule VII to the Act	Local area (Yes/No)	Location of the project		Project duration	Amount allocated for the project	Amount spent in the current financial Year	Amount transferred to Unspent CSR Account for the project as per Section 135(6)	Mode of Implementation - Direct (Yes/No)	Mode of Implementation - Through Implementing Agency	
				State	District						Name	CSR Registration number
NIL												

(c) Details of CSR amount spent against other than ongoing projects for the financial year:

(Rs. in Lakhs)

(1)	(2)	(3)	(4)	(5)		(6)	(7)	(8)	
Sr. No.	Name of the Project	Item from the list of activities in Schedule VII to the Act	Local area (Yes/No)	Location of the project		Amount Spent for the project	Mode of Implementation - Direct (Yes/No)	Mode of Implementation - Through Implementing Agency	
				State	District			Name	CSR Reg-istration number

(Rs. in Lakhs)

1	Construction of School Blocks, Toilets, classrooms	(ii)	Yes	Rajasthan	Jaipur	19	No	Round Table India	CSR00000895
2	Construction of Child Shelter Homes for education of underprivileged children	(iii)	Yes	Rajasthan	Jaipur	2.10	No	Naya Sawera	-
3	Construction activity for welfare of society	(xiii)	Yes	Rajasthan	Sikar	2	Yes	-	-
4	CSR Initiatives – at different locations for environment sustainability	(vi)	Yes	Rajasthan	Jaipur	1.73	Yes	-	-
5	Distribution of Food supplies	(i)	Yes	Rajasthan	Jaipur	0.66	Yes	-	-
6	Vocational training of Computer Hardware, Handicrafts, Mobile Repairing	(ii)	No	Gujrat	Surendra nagar	20	No	Shri Jagatbharti Education & Charitable Trust	-
	Total	-	-	-	-	45.49	-	-	-

(d) Amount spent in Administrative Overheads: Rs. 1.18 lakhs

(e) Amount spent on Impact Assessment, if applicable: Not Applicable

(f) Total amount spent for the Financial Year (8b+8c+8d+8e): Rs. 45.49 lakhs

(g) Excess amount for set off, if any: Rs. 0.20 lakhs

Sr. No.	Particular	Amount (Rs. in Lakhs)
(i)	Two percent of average net profit of the Company as per Section 135(5)	45.29
(ii)	Total amount spent for the Financial Year	45.49
(iii)	Excess amount spent for the financial year [(ii)-(i)]	0.20
(iv)	Surplus arising out of the CSR projects or programmes or activities of the previous financial years, if any	NIL
(v)	Amount available for set off in succeeding financial years [(iii)-(iv)]	0.20

9. (a) Details of Unspent CSR amount for the preceding three financial years:

(Rs. in Lakhs)

Sr. No.	Preceding Financial Year	Amount transferred to Unspent CSR Account under Section 135 (6)	Amount spent in the reporting Financial Year	Amount transferred to any fund specified under Schedule VII as per Section 135(6)			Amount remaining to be spent in succeeding financial years
				Name of the Fund	Amount	Date of transfer	
1.	-	NIL	-	-	NIL	-	-

(b) Details of CSR amount spent in the financial year for ongoing projects of the preceding financial year(s)

(Rs. in Lakhs)

(1)	(2)	(3)	(4)	(5)	(6)	(7)	(8)	(9)
Sr. No.	Project ID	Name of the Project	Financial Year in which the project was commenced	Project duration	Total amount allocated for the project	Amount spent on the project in the reporting Financial Year	Cumulative amount spent at the end of reporting Financial Year (in Rs.)	Status of the project - Completed / Ongoing
NIL								

10. In case of creation or acquisition of capital asset, furnish the details relating to the asset so created or acquired through CSR spent in the financial year(asset-wise details)

(a) Date of creation or acquisition of the capital asset(s): None
(b) Amount of CSR spent for creation or acquisition of capital asset: NIL
(c) Details of the entity or public authority or beneficiary under whose name such capital asset is registered, their address etc.: Not Applicable
(d) Provide details of the capital asset(s) created or acquired (including complete address and location of the capital asset): Not Applicable

11. Specify the reason(s), if the company has failed to spend two per cent of the average net profit as per Section 135(5) : Not Applicable

For and on behalf of the Board of Directors
For Dynamic Cables Limited

(Ashish Mangal)	**(Rahul Mangal)**
Managing Director	**Chairperson of CSR Committee**
(DIN-00432213)	**(DIN-01591411)**

Place: Jaipur
Date: June 09, 2021
Registered Office:
F-260, Road No. 13, VKI Area, Jaipur 302013 (Rajasthan)

ANNEXURE - D

Conservation of Energy, Technology Absorption and Foreign Exchange Earnings and Outgo

The information under section 134(3) (m) of the Companies Act, 2013 read with Rule 8(3) of the Companies (Accounts) Rules, 2014 relating to the conservation of energy and technology absorption, foreign exchange earnings and outgo are given below and forms part of the Board's Report.

(A) Conservation of Energy:

i. the Steps Taken or impact on conservation of energy:

The Company requires energy for its operations and the Company is making all efforts to conserve energy by monitoring energy costs and periodically reviews of the consumption of energy. It also takes appropriate steps to reduce the consumption through efficiency in usage and timely maintenance / installation / upgradation of energy saving devices. The Company is fully focused towards energy conservation & strives to make the plant energy efficient. In the FY 2019-20 the company has equipped the manufacturing facility at Reengus & Jaipur with Solar Power Panels which has an overall capacity of 1600 KW. In FY 2020-21 the company has invested Rs. 91.88 lakhs for solar Generation capacity Expansion at Reengus. Solar energy is one of the most versatile renewable energy sources. It is considered to have the greatest potential of acting as a substitute for the traditional thermal or coal-fired energy. Nevertheless, the preference of solar energy over the conventional energy sources is not only a function of the drive towards green energy & sustainability but also gets influenced by solar energy cost.

Dynamic Cables recognize the importance of energy conservation in decreasing the deleterious effects of global warming and climate change. The Company has undertaken various energy efficient practices and is committed to become an environment friendly organisation. The dedicated team of professionals is focusing on energy conservation across all manufacturing sites. Company ensures that the manufacturing operations are conducted in the manner whereby optimum utilisation and maximum possible savings of energy is achieved.

ii. The steps taken by the company for utilizing alternate source of energy: Implementing of Solar Energy Project at Reengus & Jaipur plant.

iii. the capital investment on energy conservation equipments: Rs. 91.88 lakhs (approx. figure)

(B) Technology Absorption:

i. Efforts, made towards Technology absorption:

The Company realizes that in order to stay competitive and avoid obsolescence, it will have to invest in technology across multiple product line and have to introduce the new products in line with the demand of the customers. In order to maintain its position of leadership, your Company has continuously and successfully developed state-of-the-art technology and methods for absorbing, adapting and effectively developing new products.

Hence, the Company is making every effort to develop products to meet the changing demand of the public at large. The Company continues to perform Product Development activities to improve quality of products and to reduce production cost to serve its customer better.

ii. Benefits derived as a result of the above efforts:

The adoption of the latest technology and innovative ideas has enabled your company to have an edge on others due to highly productivity, better services and increased consumer confidence. It also has enabled the Company so as to explore new areas of generating the revenue. Huge savings have been accomplished in cost on power and fuel, wastage, better inventory management and reduce one process. It has also lead to reduction in the water and air pollution.

iii. In case of imported technology (imported during the last three years reckoned from the beginning of the financial year): NA

a) the details of technology imported; NA
b) the year of import; NA
c) whether the technology been fully absorbed; NA
d) if not fully absorbed, areas where absorption has not taken place, and the reasons thereof; and

iv. the expenditure incurred on Research and Development; NA

(C) Foreign Exchange Earnings and Outgo

The foreign exchange earned in terms of actual inflows during the year and the foreign exchange outgo during the year in terms of actual outflows.

(Rs. in Lakhs)

Particular	**2020-21**	**2019-20**
Earnings		
Exports at FOB value	2636.25	3972.98
OUTGO		
CIF value of imported capital goods	237.74	146.77
CIF value of imported raw material	8717.17	11929.39
Foreign Travelling	-	5.82
Export Commission	18.14	4.64
Others	2.69	0.91

Place: Jaipur

Date: August 08, 2021

For and on behalf of the Board of Directors

For Dynamic Cables Limited

Rahul Mangal
Chairman
(DIN: 01591411)

Registered Office:

F-260, Road No. 13, VKI Area, Jaipur 302013 (Rajasthan)

ANNEXURE - E

MANAGEMENT DISCUSSION & ANALYSIS REPORT

Overview:

Dynamic Cables Limited (hereinafter '"the Company''/ ''DCL'') is a leading player in manufacturing and supply of power & infrastructure cables.

Dynamic Cables is continuously expanding its footprints in all sectors like - INDUSTRIAL, EXPORTS, RAILWAYS, POWER DISTRIBUTION COMPANIES, INFRASTRUCTURE WORKS etc. Dynamic Cables has a presence across India & many overseas countries, our brand enjoys a high recall value due to its trust inspiring quality. Our Success is based on clear focus on Product, Process, quality and performance. Modernization and compliance with the ever changing requirement in the industry are mandatory to operate. Keeping that in view the company has "Three" state of the art & modern manufacturing & testing facilities, located in Rajasthan.

The Products manufactured are CE Certified and are type tested from internationally recognized Testing Labs Such as CPRI, ERDA & Tag Corporation. Our manufacturing facilities at Jaipur are certified with ISO: 9001:2015, ISO 45001:2018 and 14001: 2015 ICL (Intertek Certification Ltd. UKAS, UK) certified, enabling them to ensure optimum efficiency in the workflow with compliances towards health and safety.

With a wide array of product range at our disposal, by continuing its investments and improving its production on a balanced basis, Dynamic Cables aims to provide employment opportunities and reach a high level of customer satisfaction and serve the global economy at this way.

During the year we flagged off a strategic cost optimization initiative – Project AROHAN. We are quite optimistic that it will help us build a lean cost structure, which is sustainable while institutionalizing new ways of working. While the implementation is still underway and benefits will accrue over the next few years. We have identified and are unlocking significant value already. We have embarked on a transformational journey whereby we aspire to grow multifold with market share improvement across categories. We are at an inflection point of our organization's growth trajectory and the next five years will be driven by customer-centricity, future-ready organization structure, digital transformation, and a sharp focus on Environment, Sustainability and Governance. We are dedicated to using our resources in a responsible manner. Our endeavor to serve the communities, have a positive impact on environment and ensuring corporate governance form an integral part of our business.

Sector Analysis:

Historically, Indian power sector has been characterized by power-cuts, economic losses, system inefficiencies and archaic last mile networks. While the sector has been undergoing an overhaul over the last few years, the coronavirus pandemic underscored the need of accelerated technological upgradation. The focus on implementation of smart technologies like an evolved grid system, smart metering, and digital asset management will help transform the seemingly traditional, manpower-heavy sector into a smarter, more efficient power system.

Renewable energy is expected to form 70% of fresh capacity expansion expected over the next 5 years. This would help achieve India's commitment to increase renewable share in total generation to 40% by fiscal 2030 from current 25% as part of the Paris climate deal. According to International Energy Agency (IEA), India would be the largest contributor to the renewable upswing in 2021, and the country's annual additions are expected to double in 2021 compared to 2020.

While the sector has been undergoing an overhaul over the last few years, the coronavirus pandemic underscored the need of accelerated technological upgradation. Going forward, the focus on implementation of smart technologies like an evolved grid system, smart metering, and digital asset management will help transform the seemingly traditional, manpower-heavy sector into a smarter, more efficient power system with each element in the value chain re-imagining their processes and streamlining infrastructure. Over the last few years, Indian power sector has undergone a significant transformation that has redefined the industry outlook through path-breaking policy initiatives like UDAY, Power for All, UJALA, among others. While discoms reforms have achieved limited financial success, recent policy reforms like payment security mechanism, power-cut penalization, Electricity Amendment Bill will go a long way in bringing in efficiencies into the sector.

A lion's share of investment in power sector has flown into adding generation capacities. But in order to ensure reliable and uninterrupted flow of electricity, every megawatt of new generation capacity needs to be matched with a certain transformation capacity added to the system. Going forward, significant development in the transmission sector would be triggered by the aggressive renewable expansion plans. Large scale grid connected solar and wind plants are usually located in the far-flung areas, where there is limited existing transmission infrastructure.

Renewable power generating companies have urged for adequate grid availability in the past. With the renewed government focus on alleviating congestion, providing reliable power to all and strengthening inter-regional grid availability, transmission capacities are expected to grow at a robust pace in 2021.

NIP & Budget allocation

In 2019, the Union Government announced the National Infrastructure Pipeline, with a proposed outlay of ` 102 lakh crore to execute over 7,000 projects, over a five-year period. This significant push from the government has increased India's overall potential by manifold, and has presented direct and indirect players in the infrastructure value-chain with a momentous opportunity. Electricals industry is a beneficiary of this, as growth in infrastructure will drive derived demand for wires, cables and other electrical products such as lights, switchgears, and so on.

Private CAPEX

Even as private capex was delayed with the onset of the COVID-19 pandemic, a pickup in investments in Q3 FY21 was led by 102% rise, while Q4 witnessed 40.58% growth in fresh investment in manufacturing investments. As per multiple economic reviews, India is at the cusp of a multi-year capex cycle, and a sustainable private ordering growth over medium term.

Electrification

One of the key drivers of development through which, every inhabited village of India stands electrified today. Various state and central government policies continue to place emphasis on affordable and accessible electricity, and the electrification drives are expected to gain further momentum. The National Electricity Policy (NEP) 2021 focuses on quality power and accelerated investments through PPP in electricity distribution.

Urbanization, Smart cities, housing for all

With the building of smart cities and foreign and domestic investments, urbanization in India is progressing at a never-before scale. This is complemented by the Union Government's ambitious 'Housing for All' scheme, which is expected to culminate in 2022, with a support for a total of 1.1 crore houses under PMAY (U) and 2.1 crore under PMAY (G).

Export reforms

- Conducive export policies announced by the government include:
- Remission of Duties and Taxes on Export Products Scheme (RoDTEP)
- Ease of doing business enhanced with digitalization, including measures such as Duty exemption authorization, and e-transfer of duty credit scrips, among others.
- Global Wires and Cables market and export prospects

The wires and cables market size globally is estimated at $140-150 billion, which is expected to grow in mid-single digits. The global growth drivers for the industry include rising urbanization, industrialization and growing infrastructure. Additionally, increasing investments in smart upgrading of power transmission and distribution systems, smart grid development and accelerated demand for internet connectivity increased digitalization on account of COVID-19 are expected to drive market growth.

Our response

We at Dynamic Cables are cognizant of these opportunities and have undertaken various efforts, leveraging our strengths as below, which also play an important role in planning our future strategies.

- Robust manufacturing infrastructure with in-house R&D capabilities
- Enhanced marketing presence
- Focus on high-quality premium business segments
- Robust strategies to meet growing demand
- Rapid product innovation
- Green range and energy-efficient products in both wires and cables
- Higher focus on automation, digitization and optimization
- Boost export performance
- Right product mix to accelerate market presence and enhancing bottom line

SWOT Analysis

Strengths:

1. Experienced Promoters/Directors/Senior management personnel's with motivated and efficient work force.
2. Growing sector, global marketing network, robust manufacturing infrastructure, latest technology and right product mix with high quality
3. Generation of good cash flow, cost optimization and right capital allocation
4. Strong financial profile, zero promoters pledge and investment grade external rating

Weaknesses:

1. Company has to mainly depend on the financially weak SEBs & CEBs for its sales. Though the payment is almost secure but the delay in payment is normal feature.
2. Uncertainty and slow pace of reforms.
3. Macroeconomic challengers which constrain public and private funding.

Opportunities:

1. The Government is focusing on increasing the penetration of power supply in villages.
2. Expansion of key industry sector like power and related sectors.
3. Per capita consumption of energy being relatively low, the growth potential for this industry in medium and long term is high.
4. Government's focus on improving health of Electricity Boards through various schemes and other measures.

Threats

1. Stiff competition in the Cables & conductors industry.
2. Technological changes
3. Any unfavorable change in Govt. Policies may affect the profitability of the company.
4. Scarcity of technically skilled personnel.

Segment-Wise or Product-Wise Performance

One of the most powerful drivers that have contributed to the emergence of technological advancements in the Manufacturing sector in India is Government's increasing focus on the concept of 'Atmanirbhar Bharat' or 'Self-reliant India'.

We have developed products such as MVCC, Railway signaling cables, 66kv HV cables, to cater to the growing requirements of power distribution network. As the technological requirement grows across transmission, generation and distribution, we have tried to develop and focus on the products which cater to the future requirements of the industry. Our R&D department is currently working on EHV cables/ new design family of conductors to cater to the growing distribution requirements and optical fibre cables for the transmission sector.

Customer segment wise Sales break-up:

SEGMENT	Sales (Rs. in Lakhs)
DOMESTIC:	
GOVT.	4678
PVT	26340
EXPORT	2772
OTHERS	476
TOTAL	**34266**

Product wise Sales break-up:

PRODUCT	Sales (Rs. in Lakhs)
HT CABLE	18161
LT CABLE	11787
CONDUCTORS	2967
OTHERS	1351
Total	**34266**

There is a growing trend in sustainability-driven innovation in the manufacturing sector. Covid-19 has put forth an opportunity for us to reinvent our products and services to meet new demands and achieve market advantages through sustainability initiatives. If utilized accurately, IIoT can play a major role in bolstering the manufacturing sector. We are trying to re-align our strategies and operations with the latest technology innovation towards the goal of Atmanirbhar Bharat. Invested focus on transitioning from industry 2.0/3.0 to industry 4.0 shall help us cut costs, efficiency in processes; reduce dependence on humans and thus transition towards smart manufacturing.

Government initiatives towards investment in power and infrastructure will remain major contributors to growth in the future Increased infrastructure spending by the government will boost growth in cables and wires as new construction activities will increase demand for elastomeric and flexible cables, development in infrastructure drives growth for commercial and industrial buildings thus increasing demand for building wires and LV cables. Demand for fire survival cables will be supported by metro, airport and commercial real estate projects.

Overall construction spends in key infrastructure sectors to rise over the next 5 years, aided by several recent policy reforms. Roads are expected to drive the majority of the construction spend; investments in urban infrastructure, irrigation, and railways are expected to grow at a fast pace.

The government's investment focus on smart cities and metro construction in major Indian cities will drive growth for various types of cables and wires. Metro projects shall be the second-largest urban infrastructure investment contributor over the next five years. CRISIL Research estimates construction spends on metros to increase 1.9 times to approximately 1.1 trillion over fiscals 2019-2023. The government has promoted increased electrification in rural areas with schemes such as DDUGJY, Saubhagya, Uday and Ujala. Such policies are to act as a catalyst for increasing the rural penetration.
The Indian government initiative of launching projects such as 100 smart cities and 'Housing for All' are also expected to immensely drive the residential construction market in the country. India has also evinced significant interest from foreign investors in its infrastructural sector.

Industry Outlook
In the wake of the challenges of a global pandemic, nationwide lockdown, unprecedented collapse in country's economic activity and GDP, 2020 has also left behind a lot of learning. The world as we know it has changed and with it has emerged a new perspective to face challenges by constantly evolving and pre-empting the changing need of the consumers and businesses. While the power demand is expected to slowly limp back to high-single digits in tandem with GDP growth several over-arching fundamental trends are expected to drive the sector transformation in 2021.

India Ratings and Research (Ind-Ra) opines the revenue growth at about 11% CAGR witnessed over FY11-FY20 in the cables and wires industry could continue even during the next decade.

The growth is likely to be backed by continued urbanisation, higher infrastructure spending, increase in electrification and data communication rising demand of wire and cable from various end- users is the driving factor behind the growth of this market. In India, the wire and cable market comprises nearly 40 per cent of the electrical industry. It is growing at a CAGR of 15 per cent thanks to the growth of the power and infrastructure sectors in the country. Moreover, global investors now consider India as a potential market for high voltage (HV) and extra high voltage (EHV) cables.

Primary Market Drivers

- Rising urbanisation and industrialisation in developing countries are driving the growth of this market
- Increasing demand for self-driven vehicles is another factor driving the growth of this market

There is still lot of potential for growth in the turnover of the Company because the demand of Company's products in the market is fast increasing. The Company is specially developing an innovative and different type of product as per requirement of the market. There is a strong demand of in the market hence management has planned to expand its production capacity to cater the increased demand.

We are encouraged by the government's continued efforts to calibrate our health infrastructure, Initiatives like Atmanirbhar Bharat, National Infrastructure Pipeline and the recently introduced production linked incentives (PLIs) to bolster domestic manufacturing augurs well wires and cables industry. Favorable developments on account of policy reforms, normal monsoons, easing of liquidity position, reduction of interest rates and boosting entrepreneurship with initiatives for MSMEs strengthen the case for India becoming a $5 trillion economy. These structural developments offer tremendous growth potential, and we intend to work relentlessly, leverage our core competencies and stay ahead of the curve.

Risk and Concerns

Increasing volatility in the cost of raw material is restraining the growth of this market

The international wire and cable market is extremely fragmented and the major players in the sector have used myriad strategies including new product launches, expansions, agreements, joint ventures, partnerships, acquisitions, etc. to widen their presence in this market.

COVID-19 has impacted on the business of the company and this cannot be ascertained how long this impact continues on the business, but for the betterment management has taken all the precautionary measures to keep the business stable and sustainable.

Internal Control System and Their Adequacy

The Company has adequate internal control system, commensurate with the size of its operations. Adequate records and documents are maintained as required by laws. The Audit Committee reviews adequacy and effectiveness of the Company's internal control environment and monitors the implementation of audit recommendations. The Audit Committee gives valuable suggestions from time to time for improvement of the company's business processes, systems and internal controls. All efforts are being made to make the internal control systems more effective

Discussions on Financial Performance with respect to operational performance

Financial performance of the Company has been good despite of an adverse economic environment and your company is doing well on fulfilling its objectives of growth, profitability and maximization of shareholders wealth.

The overview of financial performance with respect to operational performance of the Company can be obtained from the various following ratio analysis:

		2020-21		2019-20	
Debtors Turnover Ratio	Revenue from Operations	34,266.20	2.47	42,859.01	2.83
	Average Debtors	13,898.20		15,154.28	
Inventory Turnover Ratio	Revenue from Operations	34,266.20	5.03	42,859.01	8.32
	Average Inventory	6,819.03		5,152.23	
Interest Coverage Ratio	EBIT	2,527.38	2.13	3,918.11	2.55
	Interest Cost	1,188.91		1,535.86	
Current Ratio	CA	24,073.73	1.64	24,111.17	1.69
	CL	14,658.00		14,253.15	
Debt Equity Ratio	Total Debts	11,761.82	1.00	12,213.58	1.13
	Equity	11,717.03		10,784.73	
Operating Profit Margin	EBITDA excluding Other Income	2,562.80	7.48%	4,502.71	10.51%
	Revenue from Operations	34,266.20		42,859.01	
Net Profit Margin	PAT	984.50	2.87%	1,822.69	4.25%
	Revenue from Operations	34,266.20		42,859.01	
Return on equity	PAT	984.50	8.40%	1,822.69	16.90%
	Net worth	11,717.03		10,784.73	
Return on Capital Employed	EBIT	2,527.38	10.76%	3,918.11	17.04%
	Capital Employed	23,478.85		22,998.31	
Return on Assets	PAT	984.50	3.32%	1,822.69	6.09%
	Total of Balance Sheet	29,675.88		29,946.55	

Material Developments in Human Resources / Industrial Relations Front Including Number of People Employed

The Company always believes that its growth is closely linked with the growth and overall development of its employees and to create an environment where excellence is recognized and rewarded. The target is to place right people at right position and to enhance the efficiency, working speed, competency and time management skill of its employees. The Company's endeavor is to create an environment where people can use all of their capabilities in promoting the business of the Company. Number of on rolls people employed as on March 31, 2021 is 552.

Cautionary Statement

Statement in the Management Discussion and Analysis and Board's Report describing the Companies Strengths, strategies, projection and estimate are forward looking and progressive within the meaning of all applicable laws and regulation. Actual results may vary depending upon the various aspects of the economic such as Government policies, Rules and Regulations, economic conditions and other incidental factors. Important factors that could make a difference to our Company's operations include raw material availability and prices, cyclical demand and pricing in our principal markets, changes in government regulations, tax regimes, economic developments within India and outside the countries in which we conduct business and other incidental factors. Management will not be in any way responsible for the actions taken based on such statements.

Place: Jaipur

Date: August 08, 2021

For and on behalf of the Board of Directors

For Dynamic Cables Limited

Rahul Mangal
Chairman
(DIN: 01591411)

Registered Office:

F-260, Road No. 13, VKI Area, Jaipur 302013 (Rajasthan)

REPORT ON CORPORATE GOVERNANCE

CORPORATE GOVERNANCE REPORT FOR THE FINANCIAL YEAR ENDED ON MARCH 31, 2021

In accordance with Regulation 34 of the Securities and Exchange Board of India (Listing Obligations and Disclosure Requirements) Regulations, 2015 ["Listing Regulations"] the report containing the details of corporate governance systems and processes at Dynamic Cables Limited ('the Company') is as follows:

The Company was listed on the SME platform of BSE Ltd. on December 14, 2017 and later on migrated to main board of BSE Ltd. with effect from October 01, 2020 and accordingly this Corporate Governance Report for the financial year ended on March 31, 2021 is the first Corporate Governance Report of the company.

COMPANY'S PHILOSOPHY ON CODE OF GOVERNANCE

Effective corporate governance practices constitute the strong foundation on which successful commercial enterprises are built to last. Strong leadership and effective corporate governance practices have been the Company's hallmark inherited from business culture and ethics. The Company has a strong legacy of fair, transparent, and ethical governance practices.

The Company believes that corporate governance is not only a principle that the organization follows but it's a way of life that is embedded in its behaviour & culture. The philosophy of the Company's corporate governance ensures transparency in its affairs and the functioning of the Management and the Board and accountability towards its stakeholders. It also encompasses the oversight of business strategies and ensures fiscal accountability, ethical corporate behaviour and fairness to all stakeholders comprising regulators, employees, customers, vendors, investors and the society at large.

The Company is in compliance with the requirements stipulated under Regulations 17 to 27 read with Schedule V and clauses (b) to (i) of sub-regulation (2) of Regulation 46 of Listing Regulations, as applicable, with regard to Corporate Governance.

BOARD OF DIRECTORS AND GOVERNANCE FRAMEWORK

The Board is entrusted with an ultimate responsibility of the management, directions and performance of the Company. As its primary role is fiduciary in nature, the Board provides leadership, strategic guidance, objective and independent view to the Company's management while discharging its responsibilities, thus ensuring that the management adheres to ethics, transparency and disclosures.

i. As on March 31, 2021, the Company has seven Directors. Out of the seven Directors, five (i.e. 71.43 percent) are Non-Executive Directors including three Independent Directors. The profiles of Directors are available at https://www.dynamiccables.co.in/board-of-directors.html. The composition of the Board is in conformity with Regulation 17 of the SEBI Listing Regulations read with Section 149 of the Companies Act, 2013 ("the Act").

ii. None of the Directors on the Board:

- holds directorships in more than ten public companies;
- holds directorships in more than 20 companies;
- serves as Director or as Independent Directors in more than seven listed entities; and
- who are the Executive Directors serves as Independent Director in more than three listed entities.

Necessary disclosures regarding Committee positions in other public companies as on March 31, 2021 have been made by the Directors.

There is no inter-se relationship between the Board members except Mr. Rahul Mangal (Brother of Mr. Ashish Mangal), Mr. Ashish Mangal (Brother of Mr. Ashish Mangal, Spouse of Mrs. Shalu Mangal) & Mrs. Shalu Mangal (Spouse of Mr. Ashish Mangal).

iii. Independent Directors are non-executive directors as defined under Regulation 16(1)(b) of the SEBI Listing Regulations and Section 149(6) of the Act along with rules framed thereunder. In terms of Regulation 25(8) of SEBI Listing Regulations, they have confirmed that they are not aware of any circumstance or situation which exists or may be reasonably anticipated that could impair or impact their ability to discharge their duties. Based on the declarations received from the Independent Directors, the Board of Directors has confirmed that they meet the criteria of independence as mentioned under Regulation16(1)(b) of the SEBI Listing Regulations and that they are independent of the management. Further, the Independent Directors have included their names in the data bank of Independent Directors maintained with the Indian Institute of Corporate Affairs in terms of Section 150 of the Act read with Rule 6 of the Companies (Appointment & Qualification of Directors) Rules, 2014.

iv. Four Board Meetings were held during the year under review and the gap between two meetings did not exceed one hundred and twenty days, except the first meeting which was held pursuant to relaxations provided by the Ministry of Corporate Affairs (MCA) vide its Notifications dated March 19, 2020 & March 24, 2020 and ICSI guidance note dated April 4, 2020 on the applicability of SS-1 which has relaxed the time gap for conducting board meetings to 180 days from 120 days which was applicable for the first two quarters of FY 2020-21.
The said meetings were held on: July 18, 2020; September 02, 2020; November 12, 2020; and February 13, 2021. The necessary quorum was present for all the meetings.

v. The names and categories of the Directors on the Board, their attendance at Board Meetings held during the year under review and at the last Annual General Meeting ("AGM"), name of other listed entities in which the Director is a director and the number of Directorships and Committee Chairmanships / Memberships held by them in other public limited companies as on March 31, 2021 are given herein below. Other directorships do not include directorships of private limited companies. Further, none of them is a member of more than ten committees or chairman of more than five committees across all the public companies in which he / she is a Director. For the purpose of determination of limit of the Board Committees, chairpersonship and membership of the Audit Committee and Stakeholders' Relationship Committee has been considered as per Regulation 26(1)(b) of SEBI Listing Regulations.

Name	**Category**	**Number of Board Meetings attended during the FY 2021**	**Whether attended last AGM held on**	**No. of Directorship in other Public companies**		**No. of Committee position in other Public companies**		**Directorship in other listed entity (Category of Directorship**
				Chairman	**Member**	**Chairman**	**Member**	
Mr. Rahul Mangal	Promoter, Non-Executive	4	Yes	-	-	-	-	-
Mr. Ashish Mangal	Promoter, Executive	4	Yes	-	-	-	-	-
Mrs. Shalu Mangal	Promoter, Executive	4	Yes	-	-	-	-	-
*Mr. Sumer Singh Punia	Non-Executive	-	-	-	-	-	-	-
Mr. Ashok Kumar Bhargava	Independent, Non-Executive	4	Yes	-	-	-	-	-
Mr. Saurav Gupta	Independent, Non-Executive	2	Yes	-	-	-	-	Bella Casa Fashion & Retail Ltd. (Executive Director)
Ms. Nehal Sharma	Independent, Non-Executive	3	Yes	-	-	-	-	-

* Mr. Sumer Singh Punia was appointed as Additional Director w.e.f. February 13, 2021

Name of the Director	**Date of Board Meetings and Attendance thereat**			
	July 18, 2020	**September 02, 2020**	**November 12, 2020**	**February 13, 2021**
Mr. Rahul Mangal	Yes	Yes	Yes	Yes
Mr. Ashish Mangal	Yes	Yes	Yes	Yes
Mrs. Shalu Mangal	Yes	Yes	Yes	Yes

Name of the Director	Date of Board Meetings and Attendance thereat			
	July 18, 2020	September 02, 2020	November 12, 2020	February 13, 2021
*Mr. Sumer Singh Punia	-	-	-	-
Mr. Ashok Kumar Bhargava	Yes	Yes	Yes	Yes
Mr. Saurav Gupta	Yes	Yes	No	No
Ms. Nehal Sharma	-	Yes	Yes	Yes

* Mr. Sumer Singh Punia was appointed as Additional Director w.e.f. February 13, 2021

vi. During FY 2021, information as mentioned in Part A of Schedule II of the SEBI Listing Regulations, has been placed before the Board for its consideration.

vii. During FY 2021, one meeting of the Independent Directors was held on July 18, 2020. The Independent Directors, inter-alia, reviewed the performance of Non-Independent Directors, Board as a whole and Chairman of the Company, taking into account the views of Executive Directors and Non-Executive Directors.

viii.The Board periodically reviews the compliance reports of all laws applicable to the Company.

ix. Details of equity shares of the Company held by the Directors as on March 31, 2021 are given below:

Name	Category	No. of Equity Shares
Mr. Rahul Mangal	Non-Executive	5295000
Mr. Ashish Mangal	Non- Independent, Executive	7680015
Mrs. Shalu Mangal	Non- Independent, Executive	22500
Mr. Sumer Singh Punia	Non-Executive	0
Mr. Ashok Kumar Bhargava	Independent, Non-Executive	0
Mr. Saurav Gupta	Independent, Non-Executive	0
Ms. Nehal Sharma	Independent, Non-Executive	0

The Company has not issued any convertible instruments.

x. The details of familiarization programmes imparted to Independent Directors are posted on the website of the Company at https://www.dynamiccables.co.in/Familiarization-Programme-for-Independent-Directors.pdf

xi. The Board has identified the following skills / expertise / competencies fundamental for the effective functioning of the Company which are currently available with the Board:

1. Leadership/Operational Experience
2. Strategy and Planning
3. Industry Experience, Research & Development and Innovation
4. Global Business
5. Corporate Governance
6. Financial, Regulatory/Legal and Risk Management

Name of Director	Area of Expertise
Mr. Rahul Mangal	Leadership/Operational Experience, Strategic and Planning, Industry experience, Research & Development and Innovation, Global Business, Financial, Regulatory/Legal & Risk Management, Corporate Governance
Mr. Ashish Mangal	Leadership/Operational Experience, Strategic and Planning, Industry experience, Research & Development and Innovation, Global Business, Financial, Regulatory/Legal & Risk Management, Corporate Governance
Mrs. Shalu Mangal	Strategic and Planning, Industry experience, Global Business, Financial, Regulatory/ Legal & Risk Management, Corporate Governance
Mr. Sumer Singh Punia	Leadership, Strategic and Planning, Industry experience, Global Business, Financial, Regulatory/-Legal & Risk Management, Corporate Governance
Mr. Ashok Kumar Bhargava	Leadership, Strategic and Planning, Industry experience, Global Business, Financial, Regulatory/-Legal & Risk Management, Corporate Governance
Mr. Saurav Gupta	Leadership, Strategic and Planning, Industry experience, Global Business, Financial, Regulatory/-Legal & Risk Management, Corporate Governance
Ms. Nehal Sharma	Leadership, Strategic and Planning, Industry experience, Global Business, Financial, Regulatory/-Legal & Risk Management, Corporate Governance

The eligibility of a person to be appointed as a Director of the Company is dependent on whether the person possesses the requisite skill sets identified by the Board as above and whether the person is a proven leader in running a business that is relevant to the Company's business or is a proven academician in the field relevant to the Company's business. The Directors so appointed are drawn from diverse backgrounds and possess special skills with regard to the industries / fields from where they come.

COMMITTEES OF THE BOARD

There are Five Board Committees as on March 31, 2021, details of which are as follows:

Audit Committee

<table>
<tr><th>Extract of terms of reference</th><th colspan="2">Category and composition</th><th>Other details</th></tr>
<tr><td rowspan="5">Committee is constituted in line with the provisions of Regulation 18 of SEBI Listing Regulations and Section 177 of the Act.
• Recommendation for appointment, remuneration and terms of appointment of the auditors;
• Review and monitor auditor's independence and performance and effectiveness of the audit process;
• Examination of the financial statement and auditor's report;
• Approval or modification of related party transactions;
• Scrutiny of inter corporate loans and investments;
• Valuation of assets;</td><td colspan="2"></td><td rowspan="5">• Four meetings of the Audit Committee were held during the year under review.
• Committee invites such of the executives as it considers appropriate, representatives of the statutory auditors and internal auditors, to be present at its meetings.
• The Company Secretary acts as the Secretary to the Audit Committee.
• The previous AGM of the Company was held on September 30, 2020 and was attended by Mr. Ashok Kumar Bhargava, Chairman of the Audit Committee.</td></tr>
<tr><td>Name</td><td>Category</td></tr>
<tr><td>Mr. Ashok Kumar Bhargava (Chairman)</td><td>Independent, Non-Executive</td></tr>
<tr><td>Mr. Rahul Mangal (Member)</td><td>Non-Executive</td></tr>
<tr><td>Mr. Saurav Gupta (Member)
Ms. Nehal Sharma (Member)</td><td>Independent, Non-Executive
Independent, Non-Executive</td></tr>
</table>

Extract of terms of reference	Category and composition		Other details
• Oversight of the listed entity's financial reporting process and the disclosure of its financial information to ensure that the financial statement is correct, sufficient and credible • Evaluation of internal financial controls and risk management systems • Approve policies in relation to the implementation of the Insider Trading Code and to supervise implementation of the same.			

Nomination and Remuneration Committee

Extract of terms of reference	Category and composition		Other details
Committee is constituted in line with the provisions of Regulation 19 of SEBI Listing Regulations and Section 178 of the Act. • Identify persons who are qualified to become directors and may be appointed in senior management in accordance with the Criteria laid down, recommend to the Board their appointment and removal and shall carry out evaluation of every director's performance. • Formulate the criteria for determining the qualifications, positive attitude and independence of a director and recommend to the board a policy relating to the remuneration for directors, KMPs and other employees. • Formulation of criteria for evaluation of performance of independent directors and the board of directors; • Devising a policy on diversity of board of directors;	**Name**	**Category**	• Two Nomination and Remuneration Committee meetings were held during the year under review. • The Company does not have any Employee Stock Option Scheme. • The previous AGM of the Company was held on September 30, 2020 and was attended by Mr. Ashok Kumar Bhargava, Chairman of the Nomination and Remuneration Committee.
	Mr. Ashok Kumar Bhargava (Chairman)	Independent, Non-Executive	
	Mr. Rahul Mangal (Member)	Non-Executive	
	Mr. Saurav Gupta (Member)	Independent, Non-Executive	

Stakeholders' Relationship Committee

Extract of terms of reference	Category and composition		Other details
Committee is constituted in line with the provisions of Regulation 20 of SEBI Listing Regulations and Section 178 of the Act.	**Name**	**Category**	• One meeting of the Stakeholders' Relationship Committee were held during the year under review.
	Mr. Ashok Kumar Bhargava (Chairman)	Independent, Non-Executive	

<table>
<tr><th>Extract of terms of reference</th><th colspan="2">Category and composition</th><th>Other details</th></tr>
<tr><td rowspan="4">• Review the process and mechanism of redressal of Shareholders /Investors grievance and suggest measures of improving the system of redressal of Shareholders /Investors grievances.
• Non-receipt of share certificate(s), non-receipt of declared dividends, non-receipt of interest/dividend warrants, non-receipt of annual report and any other grievance/complaints with Company or any officer of the Company arising out in discharge of his duties.
• Oversee the performance of the Registrar & Share Transfer Agent and also review and take note of complaints directly received and resolved them.</td><td>Name</td><td>Category</td><td rowspan="4">• The previous AGM of the Company was held on September 30, 2020 and was attended by Mr. Ashok Kumar Bhargava, Chairman of the Stakeholders' Relationship Committee
• Name, designation and address of Compliance Officer:
Mr. Honey Chordia (Company Secretary)
Dynamic Cables Limited
F-260, Road No. 13, VKI Area, Jaipur 302013
Ph: 0141-2262589
• Details of investor complaints received and redressed during FY 2021 are as follows:
<table><tr><td>Opening balance</td><td>Received during the year</td><td>Resolved during the year</td><td>Closing balance</td></tr><tr><td>0</td><td>0</td><td>NA</td><td>0</td></tr></table></td></tr>
<tr><td>Mr. Saurav Gupta (Member)</td><td>Independent, Non-Executive</td></tr>
<tr><td>Mrs. Shalu Mangal (Member)</td><td>Executive Director</td></tr>
<tr><td></td><td></td></tr>
</table>

Corporate Social Responsibility ("CSR") Committee

<table>
<tr><th>Extract of terms of reference</th><th colspan="2">Category and composition</th><th>Other details</th></tr>
<tr><td rowspan="4">Committee is constituted in line with the provisions of Section 135 of the Act.
• Formulate and recommend to the Board, a CSR Policy indicating the activities to be undertaken by the Company as specified in Schedule VII of the Act.
• Recommend the amount of expenditure to be incurred on the activities mentioned in the CSR Policy.
• Monitor the CSR Policy</td><td>Name</td><td>Category</td><td rowspan="4">Two meetings of the CSR Committee were held during the year under review.</td></tr>
<tr><td>Mr. Rahul Mangal (Chairman)</td><td>Non-Executive</td></tr>
<tr><td>Mr. Ashish Mangal (Member)</td><td>Executive</td></tr>
<tr><td>Mr. Ashok Kumar Bhargava (Member)</td><td>Independent, Non-Executive</td></tr>
</table>

Finance Committee

<table>
<tr><th>Extract of terms of reference</th><th colspan="2">Category and composition</th><th>Other details</th></tr>
<tr><td rowspan="2">Detailed review of the following matters which form part of terms of Executive Committee, were presented to the Board:</td><td>Name</td><td>Category</td><td rowspan="2">The said matters were discussed in various Board meetings held during the year under review in the presence of the Executive Committee Members with the intent to avail expertise of all Board members.</td></tr>
<tr><td>Mr. Ashish Mangal (Chairman)</td><td>Executive</td></tr>
</table>

Extract of terms of reference	Category and composition		Other details
• Review the Company's financial policies, risk assessment and minimisation procedures, strategies and capital structure, working capital and cash flow management, and make such reports and recommendations to the Board with respect thereto, as it may deem advisable. • Review banking arrangements and cash management. • Exercise all powers to borrow money (otherwise than by issue of debentures) within limits approved by the Board, and take necessary actions connected therewith, including refinancing for optimisation of borrowing costs. • Give guarantees / issue letters of comfort / providing securities within the limits approved by the Board; • Borrow money by way of loan and / or issue and allot bonds / notes denominated in one or more foreign currencies in international markets for the purpose of refinancing the existing debt, capital expenditure, general corporate purposes, including working capital requirements and possible strategic investments within the limits approved by the Board. • Provide corporate guarantee / performance guarantee by the Company within the limits approved by the Board.	**Name**	**Category**	
	Mr. Rahul Mangal (Member)	Non-Executive	
	Mrs. Shalu Mangal (Member)	Executive	
The terms of reference of these committees are available in "Our Policies" section on the website at https://www.dynamiccables.co.in/policies-codes.html All the recommendations made by the Committees were accepted by the Board.			

Name of the Committee	Audit Committee	Nomination and Remuneration Committee	Stakeholders' Relationship Committee	Corporate Social Responsibility Committee	Finance Committee
No. of meetings held	4	2	1	2	1
Date of meetings	July 18, 2020; September 02, 2020; November 12, 2020; February 13, 2021	July 18, 2020; February 13, 2021	February 13, 2021	July 18, 2020; February 13, 2021	April 29, 2020

No. of Meetings Attended

Name of Member					
Mr. Rahul Mangal	4	2	-	2	1
Mr. Ashish Mangal	-	-	-	2	1
Mrs. Shalu Mangal	-	-	1	-	1
Mr. Sumer Singh Punia	-	-	-	-	-
Mr. Ashok Kumar Bhargava	4	2	1	2	-
Mr. Saurav Gupta	2	1	-	-	-
Ms. Nehal Sharma	2	-	-	-	-

REMUNERATION PAID TO DIRECTORS DURING THE FINANCIAL YEAR 2020-21

During the year, the Company has paid remuneration as mentioned below:

Executive Directors **(Rs. in lakhs)**

Name of the Director	**Salary and Allowances**	**Perquisites**	**Retiral Benefits**	**Sitting Fees**	**Commission**	**Stock Options**	**Total**
Mr. Ashish Mangal	120	-	-	-	-	-	120
Mrs. Shalu Mangal	51	-	-	-	-	-	51

Non-Executive Directors **(Rs. in lakhs)**

Name of the Director	**Sitting Fees**	**Commission**	**Total**
Mr. Rahul Mangal	-	-	-
Mr. Sumer Singh Punia	-	-	-
Mr. Ashok Kumar Bhargava	1.30	-	1.30
Mr. Saurav Gupta	0.50	-	0.50
Ms. Nehal Sharma	0.50	-	0.50

The tenure of office of the Managing Director and Whole Time Directors is for 5 (Five) years from their respective dates of appointments and can be terminated by either party by giving one month notice in writing. There is no separate provision for payment of severance fees.

During the year, there were no other pecuniary relationships or transactions of Non-Executive Directors vis-à-vis the Company.

CRITERIA FOR PERFORMANCE EVALUATION OF INDEPENDENT DIRECTORS AND THE BOARD

As per the provisions of the Listing Regulations, the Nomination and Remuneration Committee (the "Committee") has laid down the evaluation criteria for performance evaluation of Independent Directors and the Board. The manner for performance evaluation of Directors (including Independent Directors) and Board as whole has been covered in the Board's Report.

The Nomination and Remuneration Committee has devised criteria for evaluation of the performance of the Directors including the Independent Directors. The said criteria provides certain parameters like attendance, acquaintance with business, communication inter se between Board members, effective participation, domain knowledge, compliance with code of conduct, vision and strategy, benchmarks established by global peers etc., which is in compliance with applicable laws, regulations and guidelines.

GENERAL BODY MEETINGS

i. General Meeting

a. Annual General Meeting ("AGM"):

The details of Annual General Meetings held in last three years are as under:

Financial Year	Day, Date and Time of AGM	Venue	Special Resolution Passed
2017-18	Sunday, September 30, 2018 at 2 PM	Registered Office	1. To appoint Mr. Saurav Gupta (DIN: 07106619) as an Independent Director
2018-19	Wednesday, August 21, 2019 at 4 PM.	Registered Office	1. To revise the remuneration payable to Mr. Ashish Mangal (DIN: 00432213) Managing Director of the company. 2. To revise the remuneration payable to Mrs. Shalu Mangal (DIN: 00432482) Whole time Director of the company.
2019-20	Wednesday, September 30, 2020 at 4PM	Registered Office (Deemed Venue, meeting held through VC/ OAVM)	1. To appoint Ms. Nehal Sharma (DIN: 08780239) as an Independent Director.

b. Extraordinary General Meeting:

No extraordinary general meeting of the members was held during FY 2021

ii. Details of special resolution passed through postal ballot, the persons who conducted the postal ballot exercise, details of the voting pattern and procedure of postal ballot:

The Company had sought the approval of the shareholders by way of a Special Resolution through notice of postal ballot dated July 18, 2020 for Migration of the company from SME board of BSE Ltd. to Main Board, which was duly passed and the results of which were announced on August 20, 2020. Manoj Maheshwari (Membership No. FCS 3355) Partner of M/s V. M. & Associates, Company Secretaries, was appointed as the Scrutinizer to scrutinize the postal ballot process only by voting through electronic means (remote e-voting) in a fair and transparent manner.

Description of the Resolution	Votes in favour of the resolution			Votes against the resolution			Invalid votes	
Approval for Migration of the company from SME Platform of BSE Limited to Main Board of BSE Limited	Number of members voted	Number of valid Votes cast (Shares)	Percentage of total number of valid votes cast	Number of members voted	Number of valid Votes cast (Shares)	Percentage of total number of valid votes cast	Total number of members whose votes were declared invalid	Total number of invalid votes cast (Shares)
	18	162810000	100	0	0	0	0	0

Procedure for postal ballot: The postal ballot was carried out as per the provisions of Sections 108 and 110 and other applicable provisions of the Act, read with the Rules framed thereunder and read with the Circular No. 14/2020 dated April 8, 2020, Circular No. 17/2020 dated April 13, 2020 and Circular No. 33/2020 dated September 28, 2020, issued by the Ministry of Corporate Affairs.

iii. Details of special resolution proposed to be conducted through postal ballot:

None of the businesses proposed to be transacted at the ensuing AGM requires passing of a special resolution through postal ballot

MEANS OF COMMUNICATION:

- The quarterly, half-yearly and annual financial results are communicated through Newspaper advertisements in prominent national and regional dailies in English and Hindi (Vernacular) Language.
- The Company's results and other corporate announcements are promptly sent to the BSE Limited (BSE). The Company is not listed on NSE Limited (NSE)
- The financial results and other relevant information including press releases are also displayed on the website of the Company i.e. www.dynamiccables.co.in
- The Company arranged conference call with Institutional Investors /Analysts from time to time.

GENERAL SHAREHOLDER INFORMATION

i. Annual General Meeting

Day & Date: Monday, September 06, 2021; Time: 04:00 P.M. (IST) through Video Conferencing (VC) / Other Audio Visual Means (OAVM) will be hosted at Registered Office of the Company i.e. Dynamic Cables Limited, F-260, Road No. 13, VKI Area, Jaipur-302 013 (Rajasthan), India, Phone No. : 91-0141-2262589.

ii. Financial Year

April 1, 2021 to March 31, 2022

iii. Date of Book Closure

Tuesday, August 31, 2021 to Monday, September 06, 2021.

iv. Tentative Schedule of Financial Results (For Financial Year 2021-22)

June quarter ended results (Q1)	Within 45 days from the end of quarter
September quarter ended results (Q2)	Within 45 days from the end of quarter
December quarter ended results (Q3)	Within 45 days from the end of quarter
March quarter ended / financial year ended results (Q4 and yearly)	Within 60 days from the end of quarter / financial year

v. Dividend Payment Date

The final dividend, if approved by the shareholders in the ensuing Annual General Meeting, will be made payable within 30 days of the date of declaration i.e. September 06, 2021.

vi. Listing on Stock Exchanges

BSE Limited (BSE) Phiroze Jeejeebhoy Towers, Dalal Street, Mumbai 400 001; Scrip Code : 540795

Listing Fees as applicable have been paid.

vii. Corporate Identity Number (CIN) of the Company

L31300RJ2007PLC024139

viii. Market Price Data:

High, Low (based on daily closing prices) and number of equity shares traded during each month in FY 2021 on BSE:

Month	BSE		
	HIGH	LOW	Total No. of Equity shares traded
Apr-2020	25.00	17.35	1,14,000
May-2020	27.40	17.35	1,59,000
Jun-2020	31.00	15.60	3,99,000
Jul-2020	30.00	24.00	2,40,000
Aug-2020	27.50	22.80	1,77,000
Sep-2020	28.80	23.55	1,77,000
Oct-2020	34.15	23.50	2,40,833
Nov-2020	30.50	20.25	79,525
Dec-2020	36.75	24.60	5,21,191
Jan-2021	35.90	25.70	5,42,936
Feb-2021	32.00	24.60	4,17,002

ix. SHARE PRICE OF DYNAMIC V/S BSE SENSEX FOR THE FINANCIALYEAR 2020-21

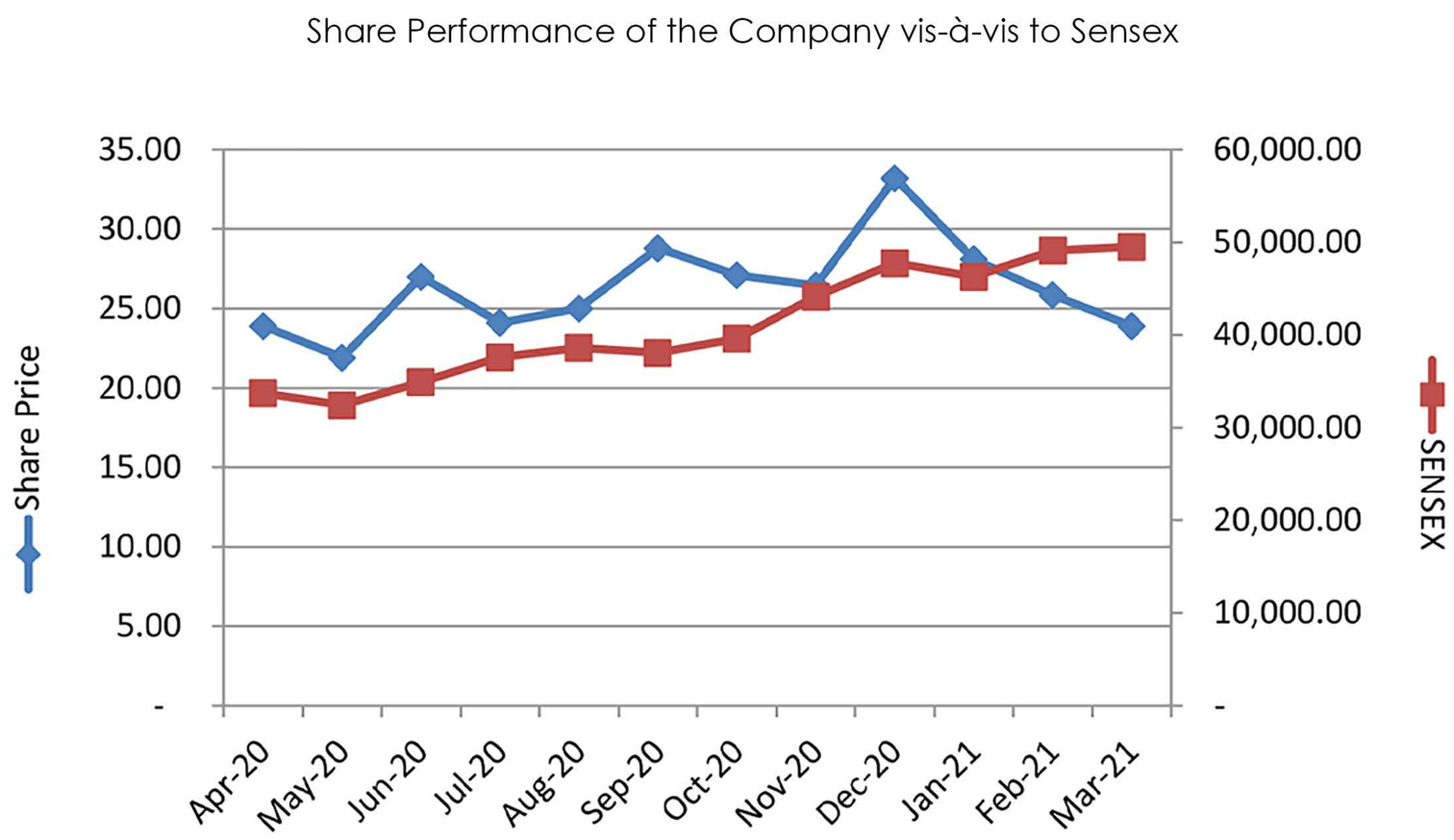

x. Registrars and Transfer Agents:

Bigshare Services Pvt Ltd. is the Registrar and Share Transfer Agent (RTA) of the Company for handling both electronic and physical shares transfers. The address and contact detail of the RTA is given below:

1st Floor, Bharat Tin Works Building, Opp. Vasant Oasis, Makwana Road, Marol, Andheri (East), Mumbai 400059, India, Phone: 91-022- 6263 8200, Email: investor@bigshareonline.com

xi. Places for acceptance of documents:

Documents will be accepted at the above address between 10.00 a.m. and 3.30 p.m. (Monday to Friday except bank holidays).

xii. Share Transfer System:

In terms of Regulation 40(1) of SEBI Listing Regulations, as amended from time to time, securities can be transferred only in dematerialized form with effect from April 1, 2019, except in case of request received for transmission or transposition of securities. Further, SEBI has fixed March 31, 2021 as the cut-off date for re-lodgement of transfer deeds and the shares that are re-lodged for transfer shall be issued only in demat mode. Members holding shares in physical form are requested to consider converting their holdings to dematerialized form. Transfers of equity shares in electronic form are effected through the depositories with no involvement of the Company. The Directors and certain Company officials (including Chief Financial Officer and Company Secretary) are authorized by the Board severally to approve transfers, which are noted at subsequent Board Meetings.
As required under Regulation 40(9) & (10) of the Listing Regulations, a certificate is required to be obtained from a Practicing Company Secretary within one month of the end of each half of the financial year, certifying that all certificates have been issued within the time period specified in the Regulation from the date of lodgement for transfer, sub-division, consolidation, renewal, exchange or endorsement of calls/allotment monies. The certificate in this regard has been obtained from M/s. V.M. & Associates, Company Secretaries and the same has been forwarded to BSE.

xiii. Shareholding Pattern as on March 31, 2021

Category	No. of Shares	Percentage
Promoters	12978000	58.95
Promoters - Director Relative	3348000	15.20
Public - Foreign Portfolio Investors	6000	0.02
Public – Non Institutions	5682000	25.83
Total	22014000	100

xiv. Distribution Schedule as on March 31, 2021

The shareholding pattern of the equity shares as on March 31, 2021 is given below:

NOMINAL VALUE OF Rs. 10.00 EACH

Share Holding of Nominal Value of Rs.	No. of Shareholders	Percentage of Total Shareholders	No. of Shares	Amount (in Rs.)	% of Total Shares
Upto 1,000	252	20.31	12336	123360	0.05
1,001 to 10,000	380	30.62	175207	1752070	0.80
10,001 to 20,000	70	5.64	113551	1135510	0.52
20,001 to 30,000	309	24.90	915545	9155450	4.16
30,001 to 40,000	23	1.85	82884	828840	0.37
40,001 to 50,000	14	1.13	64352	643520	0.30
50,001 to 1,00,000	107	8.62	757097	7570970	3.44
1,00,001 and above	86	6.93	19893028	198930280	90.36
Total	1241	100	22014000	220140000	100

xv. Dematerialization of shares and liquidity:

The Company's shares are compulsorily traded in dematerialized form on BSE. Equity shares of the Company representing 100 percent of the Company's equity share capital are dematerialized as on March 31, 2021. Under the Depository System, the International Securities Identification Number (ISIN) allotted to the Company's shares is INE600Y01019.

xvi. Outstanding GDRs / ADRs / Warrants or any convertible instruments, conversion date and likely impact on equity:

The Company has not issued any GDRs / ADRs / Warrants or any convertible instruments in the past and hence, as on March 31, 2021, the Company does not have any outstanding GDRs / ADRs / Warrants or any convertible instruments.

xvii. Commodity price risk or foreign exchange risk and hedging activities:

The Company does not deal in commodities and hence the disclosure pursuant to SEBI Circular dated November 15, 2018 is not required to be given.

xviii. Equity shares in the suspense account:

In accordance with the requirement of Regulation 34(3) and Part F of Schedule V to the SEBI Listing Regulations no equity shares of the company lying in suspense account.

xix. Transfer of unclaimed / unpaid amounts to the Investor Education and Protection Fund:

Pursuant to Sections 124 and 125 of the Act read with the Investor Education and Protection Fund Authority (Accounting, Audit, Transfer and Refund) Rules, 2016 ("IEPF Rules"), dividend, if not claimed for a period of seven years from the date of transfer to Unpaid Dividend Account of the Company, are liable to be transferred to the Investor Education and Protection Fund ("IEPF"). Further, all the shares in respect of which dividend has remained unclaimed for seven consecutive years or more from the date of transfer to unpaid dividend account shall also be transferred to IEPF Authority. The said requirement does not apply to shares in respect of which there is a specific order of Court, Tribunal or Statutory Authority, restraining any transfer of the shares.
In the interest of the shareholders, the Company sends periodical reminders to the shareholders to claim their dividends in order to avoid transfer of dividends / shares to IEPF Authority. Notices in this regard are also published in the newspapers and the details of unclaimed dividends and shareholders whose shares are liable to be transferred to the IEPF Authority, are uploaded on the Company's website at www.dynamiccables.co.in

In light of the aforesaid provisions, the Company does not have during the year under review any unclaimed dividends, outstanding for seven years, of the Company.

xx. Plant locations:

Site 1: F-260, Road No. 13, VKI Area Jaipur 302013, Rajasthan, India

Site 2: H-581-A to H-592-A & H1 -601 (B), Road No. 6, VKI Area, Jaipur 302013, Rajasthan, India

Site 3: A-129, A-129A, A-130, SKS Industrial Area, Reengus, Tehsil Shree Madhopur, Distt.,Sikar-332404, Rajasthan, India

xxi. Address for correspondence:

Dynamic Cables Limited

F-260, Road No. 13, VKI Area Jaipur 302013, Rajasthan, India

Telephone: +91 0141 2262589

Designated e-mail address for Investor Services: investor.relations@dynamiccables.co.in

For queries on IEPF related matters: cs@dynamiccables.co.in

Website: www.dynamiccables.co.in

xxii. The Company did not issue any debt instrument or any fixed deposit programme or any scheme or proposal involving mobilisation of funds, in India or abroad.

xxiii. Disclosures

i. The Company has followed all the relevant accounting standards to the extent applicable.

ii. All related party transactions that were entered into during the financial year were on arm's length basis. There is no materially significant related party transaction made by the Company with Promoters, Directors, Key Managerial Personnel or other Designated Persons which may have a potential conflict with the interest of the Company at large. All related party transactions are placed before the Audit Committee and the Board for approval. The policy on related party transactions as approved by the Board is uploaded on the Company's website https://www.dynamiccables.co.in/Policy-on-Related-Party-Transactions.pdf as per Regulation 23 of the SEBI (LODR) Regulations, 2015.

iii. There are no pecuniary relationships or transaction of Non-Executive Director vis-à-vis the Company which had any potential conflict with the interest of the Company at large.

iv. There is no instance of non-compliance during the period under review. Also, no penalties and strictures have been imposed either by SEBI or by the stock exchanges or any other statutory authorities on any matter related to the capital market during the last three years, except a penalty of Rs. 75000 due to late filing of Financial Results of the company for the financial year ended March 31, 2018.

v. Pursuant to section 177(9) and (10) of the Act and Regulation 22 of the Listing Regulations, the Company has a Whistle Blower Policy for establishing a vigil mechanism for Directors and employees. The policy has been hosted on the website of the Company at https://www.dynamiccables.co.in/whistle-blower-policy.pdf. No personnel have been denied access to the Audit Committee

vi. The Company has received a certificate from M/s. V. M. & Associates, Company Secretaries certified that none of the Directors on the Board of the Company have been debarred or disqualified from being appointed or continuing as Directors of Companies by the Securities and Exchange Board of India, Ministry of Corporate Affairs or any such other Statutory Authority for the financial year ending on March 31, 2021, which is annexed at the end of this report.

vii. The Company has paid total amount of Rs. 3.50 lakhs as fees for all services rendered to the Company by the Statutory Auditors.

viii. Disclosures in relation to the Sexual Harassment of Women at Workplace (Prevention, Prohibition and Redressal) Act, 2013:

(i) Number of Complaints filed during the year: Nil

(ii) Number of Complaints disposed of during the year: Not Applicable

(iii) Number of Complaints pending as on end of the financial year: Not Applicable

xxiv. Compliance Certificate

A certificate as required under Regulation 17 (8) of the SEBI (LODR) Regulations, 2015 on financial statements for the financial year ended on March 31, 2021 is annexed at the end of this report.

xxv. Compliance Certificate on Corporate Governance

As required under Regulation 34(3) read with Part E of Schedule V of the Listing Regulations, a certificate from Practicing Company Secretary regarding compliance of conditions of Corporate Governance is annexed at the end of this report.

xxvi. Adoption of Mandatory, Non- Mandatory & Discretionary Requirements

- The Company has complied with all mandatory & discretionary requirements of Regulation 27 and Regulation 34 of the Listing Regulations.
- There are no non-compliances of any requirements of Corporate Governance Report in sub-paras (2) to (10) mentioned in schedule V of Listing Regulations.
- The Company had complied with Corporate Governance Requirements specified in Regulation 17 to 27 to the extent applicable and clauses (b) to (i) of sub-regulation (2) of Regulation 46 of Listing Regulations.
- As per SEBI Notification dated January 4, 2017, it is confirmed that no employee including Key Managerial Personnel or Director or Promoter of the Company had entered into any agreement for him or on behalf of any other person, with any shareholder or any other third party with regard to compensation or profit sharing in connection with dealings in the securities of the Company.
- The Company prepared its Financial Statements to comply with the accounting standards specified under Section 133 of the Act read with Companies (Indian Accounting Standards) Rules, 2015, as amended from time to time. These financial statements includes Balance Sheet as at March 31, 2021, the Statement of Profit and Loss including Other Comprehensive Income, Cash flows Statement and Statement of changes in equity for the year ended March 31, 2021, and a summary of significant accounting policies and other explanatory information (together hereinafter referred to as "Financial Statements").
- The Company has in place a Code of Conduct applicable to all its Directors and members of the Senior Management which is in consonance with the requirements of Listing Regulations. The said code is available on the website of the Company at https://www.dynamiccables.co.in/Code-of-Conduct-for-Board-Members-and-Senior-Management-Personnel.pdf. All the Board Members and Senior Management Personnel had affirmed compliance with Code of Conduct of the Company for the year ended March 31, 2021.

DECLARATION REGARDING COMPLIANCE BY BOARD MEMBERS AND SENIOR MANAGEMENT PERSONNEL WITH THE COMPANY'S CODE OF CONDUCT

I hereby confirm and declare that all the Directors of the Company and Senior Management Personnel have affirmed compliance with the Code of Conduct of the Company for the financial year 2020-21.

Ashish Mangal
(Managing Director)
DIN: 00432213

Place: Jaipur
Date: June 09, 2021

COMPLIANCE CERTIFICATE

Under Regulation 17(8) of Securities and Exchange Board of India (Listing Obligations and Disclosure Requirements), Regulations, 2015

To,
The Board of Directors,
Dynamic Cables Limited,
Jaipur

We, Ashish Mangal, Managing Director and Murari Lal Poddar, Chief Financial Officer of Dynamic Cables Limited, to the best of knowledge and belief, certify that:

1. We have reviewed the Financial Statements and the Cash Flow Statement of Dynamic Cables Limited (the 'Company') for the year ended March 31, 2021 and to the best of our knowledge and belief:
   i. these statements do not contain any materially untrue statement or omit any material fact or contain statements that might be misleading;
   ii. these statements together present a true and fair view of the Company's affairs and are in compliance with existing accounting standards, applicable laws and regulations.

2. There are, to the best of our knowledge and belief, no transactions entered into by the Company during the year which are fraudulent, illegal or violative of the Company's Code of Conduct.

3. We accept responsibility for establishing and maintaining internal controls for financial reporting and we have evaluated the effectiveness of Company's internal control systems pertaining to financial reporting. We have not come across any reportable deficiencies in the design or operation of such internal controls.

4. We have indicated to the Auditors and the Audit Committee that:
   a. there are no significant changes in internal control over financial reporting during the year;
   b. there are no significant changes in accounting policies during the year; and
   c. there are no instances of fraud of which we have become aware and the involvement therein, if any, of the Management or an employee having a significant role in the Company's internal control system over financial reporting

Ashish Mangal
(Managing Director)
DIN: 00432213

Murari Lal Poddar
(Chief Financial Officer)

Place: Jaipur
Date: June 09, 2021

CERTIFICATE ON CORPORATE GOVERNANCE

To,
The Members,
Dynamic Cables Limited
F-260, Road No. 13
V.K.I Area, Jaipur-302013 (Rajasthan)

1. We have examined the compliance of conditions of Corporate Governance of Dynamic Cables Limited ("the Company") for the year ended on March 31, 2021 as stipulated in Regulations 17 to 27 and clauses (b) to (i) of Regulation 46 (2) and paragraphs C, D and E of Schedule V of the Securities and Exchange Board of India (Listing Obligations and Disclosure Requirements) Regulations, 2015 [collectively referred to as "SEBI Listing Regulations"].

Management's Responsibilityfor compliance with the conditions of SEBI Listing Regulations

2. The compliance with the conditions of Corporate Governance is the responsibility of the management of the Company, including the preparation and maintenance of all relevant supporting records and documents. This responsibility includes the design, implementation and maintenance of internal control and procedures to ensure the compliance with the conditions of the Corporate Governance stipulated in SEBI Listing Regulations.

Our Responsibility

3. Our responsibility is limited to examining the procedures and implementation thereof, adopted by the Company for ensuring the compliance with the conditions of the Corporate Governance. It is neither an audit nor an expression of opinion on the financial statements of the Company.
4. We have examined the relevant records and documents maintained by the Company for the purposes of providing reasonable assurance on the compliance with the Corporate Governance requirements by the Company.
5. We have conducted our examination in accordance with the Guidance Note on Corporate Governance Certificate and the Guidance Manual on Quality of Audit & Attestation Services issued by the Institute of Company Secretaries of India ("ICSI").

Opinion

6. In our opinion and to the best of our information and according to the explanations given to us, and the representation made by the directors and the management and considering the relaxations granted by the Ministry of Corporate Affairs and Securities and Exchange Board of India warranted due to the spread of the COVID-19 pandemic, we hereby certify that the Company has complied with the conditions of Corporate Governance as stipulated in the above-mentioned SEBI Listing Regulations.
7. We further state that such compliance is neither an assurance as to the future viability of the Company nor the efficiency or effectiveness with which the management has conducted the affairs of the Company.

Restriction on use

8. The certificate is addressed and provided to the members of the Company solely for the purpose to enable the Company to comply with the requirement of the SEBI Listing Regulations, and it should not be used by any other person or for any other purpose. Accordingly, we do not accept or assume any liability or any duty of care for any other purpose or to any other person to whom this certificate is shown or into whose hands it may come without our prior consent in writing.

Place: Jaipur
Date: August 08, 2021
UDIN: F003355C000753821

For V. M. & Associates
Company Secretaries
(ICSI Unique Code P1984RJ039200)
PR 581 / 2019

CS Manoj Maheshwari
Partner
Membership No.: FCS 3355
C P No.: 1971

CERTIFICATE OF NON-DISQUALIFICATION OF DIRECTORS

(Pursuant to Regulation 34(3) and Schedule V Para C clause (10)(i) of the SEBI (Listing Obligations and Disclosure Requirements) Regulations, 2015)

To,
The Members,
Dynamic Cables Limited
F-260, Road No. 13
V.K.I Area, Jaipur-302013 (Rajasthan)

We have examined the relevant registers, records, forms, returns and disclosures received from the Directors of Dynamic Cables Limited having CIN: L31300RJ2007PLC024139 and having registered office at F-260, Road No. 13, V.K.I Area , Jaipur-302013 (Rajasthan) (hereinafter referred to as 'the Company'), produced before us by the Company for the purpose of issuing this Certificate, in accordance with Regulation 34(3) read with Schedule V Para-C Sub clause 10(i) of the Securities and Exchange Board of India (Listing Obligations and Disclosure Requirements) Regulations, 2015.

In our opinion and to the best of our information and according to the verifications (including Directors Identification Number (DIN) status at the portal www.mca.gov.in) as considered necessary and explanations furnished to us by the Company & its officers, we hereby certify that none of the Directors on the Board of the Company as stated below for the Financial Year ended on March 31, 2021 have been debarred or disqualified from being appointed or continuing as Directors of companies by the Securities and Exchange Board of India, Ministry of Corporate Affairs or any such other Statutory Authority.

Sr. No.	Name of Director	DIN
1	ASHISH MANGAL	00432213
2	SHALU MANGAL	00432482
3	RAHUL MANGAL	01591411
4	ASHOK KUMAR BHARGAVA	02736069
5	SAURAV GUPTA	07106619
6	SUMER SINGH PUNIA	08393562
7	NEHAL SHARMA	08780239

Ensuring the eligibility of, for the appointment / continuity of every Director on the Board is the responsibility of the management of the Company. Our responsibility is to express an opinion on these based on our verification. This certificate is neither an assurance as to the future viability of the Company nor of the efficiency or effectiveness with which the management has conducted the affairs of the Company

Place: Jaipur
Date: August 08, 2021
UDIN: F003355C000753841

For V. M. & Associates
Company Secretaries
(ICSI Unique Code P1984RJ039200)
PR 581 / 2019

CS Manoj Maheshwari
Partner
Membership No.: FCS 3355
C P No.: 1971

INDEPENDENT AUDITOR'S REPORT

To the Members of
Dynamic Cables Limited
Report on the Audit of the Financial Statements

Opinion

We have audited the financial statements of Dynamic Cables Limited ("the Company"), which comprise the Balance Sheet as at 31 March 2021, and the statement of profit and loss (including other comprehensive income), statement of changes in equity and statement of cash flow for the year then ended, and notes to the financial statements, including a summary of significant accounting policies and other explanatory information (hereinafter referred to as "the Financial Statements").

In our opinion and to the best of our information and according to the explanations given to us, the aforesaid Financial Statements give the information required by the Companies Act, 2013 ("the Act") in the manner so required and give a true and fair view in conformity with the accounting principles generally accepted in India, of the state of affairs of the Company as at 31 March 2021, and profit and other comprehensive income, changes in equity and its cash flows for the year ended on that date.

Basis for Opinion

We conducted our audit in accordance with the Standards on Auditing (SAs) specified under Section 143(10) of the Act. Our responsibilities under those SAs are further described in the Auditor's Responsibilities for the Audit of the Financial Statements section of our report. We are independent of the Company in accordance with the Code of Ethics issued by the Institute of Chartered Accountants of India together with the ethical requirements that are relevant to our audit of the financial statements under the provisions of the Act and the Rules thereunder, and we have fulfilled our other ethical responsibilities in accordance with these requirements and the Code of Ethics. We believe that the audit evidence we have obtained is sufficient and appropriate to provide a basis for our opinion on Financial Statement.

Key Audit Matters

Key audit matters are those matters that, in our professional judgment, were of most significance in our audit of the Financial Statements of the current year. These matters were addressed in the context of our audit of the financial statements as a whole, and in forming our opinion thereon, and we do not provide a separate opinion on these matters.

Key Audit Matters	**How the matter was addressed in our Audit:**
Transition to Ind AS The Company has adopted Ind AS prescribed under section 133 of the Act read with the companies (Indian Accounting Standards) Rules, 2015 from April 01, 2020 and the effective date of such transition is April 01, 2019. For periods up to and including the year ended March 31,2020, the Company had prepared and presented its Financial Statements in accordance with Accounting Standards prescribed under the section 133 of the Act (Indian GAAP). Accordingly, for transition to Ind AS, the company has prepared its financial statements for the year ended March 31, 2021, together with the comparative financial information	Our audit procedures included but were not limited to the following: Assessed the Company's process to identify the impact of adoption and transition to Ind AS; Evaluated the design of internal controls and tested the operating effectiveness of key internal controls around the process of preparation of Ind AS financial statements; Reviewed the mandatory and optional exemptions and exceptions allowed by Ind AS and availed by the company in applying the first-time adoption principles of Ind AS 101;

for the previous year ended March 31, 2020 and the opening Balance Sheet as at April 01, 2019 under Ind AS. Ind AS are new and complex Accounting Standards which require considerable judgement and interpretation in their implementation. Further, Ind AS 101 ("First-time Adoption of Indian Accounting Standards") allows two categories of exceptions to the first-time adopters, which mainly includes prohibition to retrospective application of certain requirements of Ind AS and exemption from some requirements of Ind AS.	Obtained an understanding of the governance over the determination of key judgements; Evaluated and tested the key assumptions and judgements adopted by management in line with principles under Ind AS; Assessed the disclosures made as required by the relevant Ind AS; and Determined the appropriateness of the methodologies and models used along with the responsibility of the outputs.

Other Information

The Company's management and Board of Directors are responsible for the other information. The other information comprises the information included in the Company's annual report but does not include the Financial Statements and our auditors' report thereon. The other information is expected to be made available to us after the date of this auditor's report.

Our opinion on the Financial Statements does not cover the other information and we do not express any form of assurance conclusion thereon.

In connection with our audit of the Financial Statements, our responsibility is to read the other information and, in doing so, consider whether the other information is materially inconsistent with the financial statements or our knowledge obtained in the audit or otherwise appears to be materially misstated.

Management's and Board of Directors' Responsibility for the Financial Statements

The Company's management and Board of Directors are responsible for the matters stated in Section 134(5) of the Act with respect to the preparation of these Financial Statements that give a true and fair view of the state of affairs, profit/loss and other comprehensive income, changes in equity and cash flow of the Company in accordance with the accounting principles generally accepted in India, including the Accounting Standards ("Ind AS") specified under Section 133 of the Act. This responsibility also includes maintenance of adequate accounting records in accordance with the provisions of the Act for safeguarding of the assets of the Company and for preventing and detecting frauds and other irregularities; selection and application of appropriate accounting policies; making judgments and estimates that are reasonable and prudent; and design, implementation and maintenance of adequate internal financial controls that were operating effectively for ensuring accuracy and completeness of the accounting records, relevant to the preparation and presentation of the Financial Statements that give a true and fair view and are free from material misstatement, whether due to fraud or error.

In preparing the Financial Statements, The Management and Board of Directors are responsible for assessing the Company's ability to continue as a going concern, disclosing, as applicable, matters related to going concern and using the going concern basis of accounting unless the Board of Directors either intends to liquidate the Company or to cease operations, or has no realistic alternative but to do so.

The Board of Directors is also responsible for overseeing the Company's financial reporting process.

Auditor's Responsibilities for the Audit of the Financial Statements

Our objectives are to obtain reasonable assurance about whether the Financial Statements as a whole are free from material misstatement, whether due to fraud or error, and to issue an auditor's report that includes our opinion. Reasonable assurance is a high level of assurance, but is not a guarantee that an audit conducted in accordance with SAs will always detect a material misstatement when it exists. Misstatements can arise from fraud or error and are considered material if, individually or in the aggregate, they could reasonably be expected to influence the economic decisions of users taken on the basis of these financial statements.

As part of an audit in accordance with SAs, we exercise professional judgment and maintain professional skepticism throughout the audit. We also:

- Identify and assess the risks of material misstatement of the financial statements, whether due to fraud or error, design and perform audit procedures responsive to those risks, and obtain audit evidence that is sufficient and appropriate to provide a basis for our opinion. The risk of not detecting a material misstatement resulting from fraud is higher than for one resulting from error, as fraud may involve collusion, forgery, intentional omissions, misrepresentations, or the override of internal control.

- Obtain an understanding of internal control relevant to the audit in order to design audit procedures that are appropriate in the circumstances. Under Section 143(3)(i) of the Act, we are also responsible for expressing our opinion on whether the company has adequate internal financial controls with reference to financial statements in place and the operating effectiveness of such controls.

- Evaluate the appropriateness of accounting policies used and the reasonableness of accounting estimates and related disclosures in the Financial Statement made by the Management and Board of Directors.

- Conclude on the appropriateness of Management and Board of Directors use of the going concern basis of accounting and, based on the audit evidence obtained, whether a material uncertainty exists related to events or conditions that may cast significant doubt on the Company's ability to continue as a going concern. If we conclude that a material uncertainty exists, we are required to draw attention in our auditor's report to the related disclosures in the financial statements or, if such disclosures are inadequate, to modify our opinion. Our conclusions are based on the audit evidence obtained up to the date of our auditors' report. However, future events or conditions may cause the Company to cease to continue as a going concern.

- Evaluate the overall presentation, structure and content of the financial statements, including the disclosures, and whether the financial statements represent the underlying transactions and events in a manner that achieves fair presentation.

We communicate with those charged with governance regarding, among other matters, the planned scope and timing of the audit and significant audit findings, including any significant deficiencies in internal control that we identify during our audit.

We also provide those charged with governance with a statement that we have complied with relevant ethical requirements regarding independence, and to communicate with them all relationships and other matters that may reasonably be thought to bear on our independence, and where applicable, related safeguards.

From the matters communicated with those charged with governance, we determine those matters that were of most significance in the audit of the financial statements of the current period and are therefore the key audit matters. We describe these matters in ourauditors' report unless law or regulation precludes public disclosure about the matter or when, in extremely rare circumstances, we determine that a matter should not be communicated in our report because the adverse consequences of doing so would reasonably be expected to outweigh the public interest benefits of such communication.

Report on Other Legal and Regulatory Requirements

1. As required by the Companies (Auditors' Report) Order, 2016 ("the Order") issued by the Central Government of India in terms of Section 143(11) of the Act, we give in "Annexure A" a statement on the matters specified in paragraphs 3 and 4 of the Order, to the extent applicable.

   (A) As required by Section 143(3) of the Act, we report that:

   a) We have sought and obtained all the information and explanations which to the best of our knowledge and belief were necessary for the purposes of our audit.

(b) In our opinion, proper books of account as required by law have been kept by the Company so far as it appears from our examination of those books.

(c) The Balance Sheet, the Statement of Profit and Loss (including other comprehensive income), the statement of changes in equity and the Statement of Cash Flows dealt with by this Report are in agreement with the books of account.

(d) In our opinion, the aforesaid financial statements comply with the Ind AS specified under Section 133 of the Act.

(e) On the basis of the written representations received from the directors as on 31 March 2021 taken on record by the Board of Directors, none of the directors are disqualified as on 31 March 2021 from being appointed as a director in terms of Section 164(2) of the Act.

(f) With respect to the adequacy of the internal financial controls with reference to financial statements of the Company and the operating effectiveness of such controls, refer to our separate Report in "Annexure B".

(B) With respect to the other matters to be included in the Auditors' Report in accordance with Rule 11 of the Companies (Audit and Auditors) Rules, 2014, in our opinion and to the best of our information and according to the explanations given to us:

i. The Company has disclosed the impact of pending litigations as at 31 March 2021 on its financial position in its financial statements - Refer Note 38 to the financial statements;

ii. The Company has made provision, as required under the applicable law or accounting standards, for material foreseeable losses, if any, on long-term contracts including derivative contracts- Refer Note 46 to the Financial Statement;

iii. There were no amounts which were required to be transferred to the Investor Education and Protection Fund by the Company; and

iv. The disclosures in the financial statements regarding the holdings as well as dealings in specified bank notes during the period from 8 November 2016 to 30 December 2016 have not been made in the financial statements since they do not pertain to the financial year ended 31 March 2021.

(C) With respect to the matter to be included in the Auditors' Report under section 197(16):

In our opinion and according to the information and explanations given to us, the remuneration paid by the Company to its directors during the current year is in accordance with the provisions of Section 197 of the Act. The remuneration paid to any director is not in excess of the limit laid down under Section 197 of the Act. The Ministry of Corporate Affairs has not prescribed other details under Section 197(16) which are required to be commented upon by us.

For Madhukar Garg & Company
Chartered Accountants
ICAI Firrn Registration No. 000866C

Sunil Shukla
Partner
M.No.071179

UDIN:-20071179AAAAAP6431
Place: JAIPUR
Date: 30.06.2020

Annexure-A to the Independent Auditor's Report

With reference to the Annexure A referred to in the Independent Auditors' Report to the members of the Company on the financial statements for the year ended 31 March 2021, we report the following:

1. In respect of Company's Fixed Assets:
   a. According to the information and explanation given to us, the company is maintaining proper records showing full particulars, including quantities details and situation of fixed assets;
   b. The fixed assets were physically verified during the year by the Management in accordance with a regular programme of verification which, in our opinion, provides for physical verification of all the fixed assets at reasonable intervals. According to the information and explanations given to us, no material discrepancies were noticed on such verification.
   c. According to the information and explanation given to us, the title deeds/lease deeds of immovable properties included in Property, Plant and Equipment are held in the name of the Company except Land purchased by the company through Sale deed executed on 10-03-2016 situated at H-1-601 B Rd. no. 6 VKI Area, Jaipur value Rs. 48,22,450.00 for which lease deed has not been prepared till now.
2. As explained to us, the inventories were physically verified during the year by management at reasonable intervals and no material discrepancies were noticed on physical verification.
3. In respect of the Loans, secured or unsecured granted by the company to companies, firms or other parties in the register maintained under section 189 of the Companies Act.
   (i) According to the information & explanations given to us, the company has not granted any loan to the parties listed in the register maintained under section 189 of the Act.
4. In our opinion and according to information and explanations given to us the company has not granted any loans or provided any guarantee or security or made investment to the parties covered under section 185 and 186 of the Companies Act, 2013.
5. The company has not accepted any deposits under the provisions of section 73 to 76 or any other relevant provisions of the Companies Act and the rules framed there under, and as such the question of compliance under the Companies Act or any other directives or orders does not arise.
6. We have broadly reviewed the books of account maintained by the Company pursuant to the rules made by the Central Government for the maintenance of cost records under section 148(1) of the Companies Act, 2013, related to the manufacturing activities, and are of the opinion that prima facie, the specified accounts and records have been made and maintained. We have not, however, made a detailed examination of the same
7. (a) According to information and explanations given to us and on the basis of our examination of books of accounts, records, the Company has been generally regular in depositing undisputed statutory dues including provident fund, employees' state insurance, income-tax, sales-tax, service tax, value added Tax, duty of customs, duty of excise and any other statutory dues with the appropriate authority. According to the information and explanation given to us, no undisputed amounts payable in respect of the above were in arrears as at March 31st, 2021 for a period of more than six months from the date on when they become payable.
   (b) According to the information and explanation given to us the dues of Income-Tax, Sales-Tax, Service Tax, Duty of Custom, Duty of Excise, Value Added Tax and Cess which have not been deposited on March 31, 2021 on account of any dispute, are as follows:

Name of the Statute	**Nature of Dues**	**Amount(`in lakh)**	**Period to which the amount relates**	**Forum where dispute is pending**
Income Tax Act,1961	Income Tax	5.54	Various Years from 2008-09 to 2019-20	Rectification u/s154 before ACIT-I and appeal pending with commissioner for A.Y. 2019-20.
Service Tax	Service Tax	16.98	Years 2017-18	CESTAT New Delhi
VAT and CST Act	VAT, CST and Entry Tax	182.28	Various Years from 2016-17 to 2017-18	Rajasthan Tax Board
Total		204.80		

8. In our opinion and according to the information and explanations given to us, The Company has not defaulted in the repayment of loans or borrowings to Banks, financial institutions. The company does not have any loans or borrowings from government and has not issued any debentures.

9. In our opinion and according to the information and explanations given to us, the Company did not raise any money by way of initial public offer or further public offer (including debt instruments) during the year. And term loans raised during the year have been utilized for the object of the issue.

10. During the conduct of our examination of the books and records of the company, carried out in accordance with the generally accepted auditing practices in India, and according to the information and explanation given to us, we have neither come across any instances of material fraud by the company or on the company by its officers or employees, notice or reported during the year, nor have we been informed of any such cases by the management.

11. In our opinion and according to the information and explanations given to us, the company has paid / provided managerial remuneration in accordance with the requisite approvals mandated by the provisions of section 197 read with Schedule V to the Act.

12. As the company is not Nidhi Company, hence reporting under clause 3(xii) of the order is not applicable

13. In our opinion and according to the information and explanation given to us, the company is in compliance with section 177 and 188 of the Act, where applicable, for all transaction with the related parties and the details of related parties transactions have been disclosed in the financial statements as required by the applicable accounting standards.

14. During the year the company has not made any preferential allotment or private placement of shares or fully or partly convertible debentures and hence reporting under clause 3(xiv) of the Order is not applicable to the Company.

15. In our opinion and according to the information and explanation given to us, during the year the company has not entered into any non-cash transactions with its directors or persons connected to its directors and hence the provisions for compliance under section 192 of the Act are not applicable.

16. The company is not required to be registered under section 45-IA of the Reserve bank of India Act, 1934. Accordingly, the provision of clause 3 (xvi) of the order or not applicable to the Company.

For Madhukar Garg & Company
Chartered Accountants
ICAI Firrn Registration No. 000866C

Sunil Shukla
Partner
M.No.071179

Place: JAIPUR
Date: 30.06.2020
UDIN:-20071179AAAAAP6431

ANNEXURE "B" TO THE INDEPENDENT AUDITORS' REPORT

(Referred to in paragraph 1(A) (f) under 'Report on Other Legal and Regulatory Requirements' section of our report of even date)

Report on the Internal Financial Controls under Clause (i) of Sub-section 3 of Section 143 of the Companies Act, 2013 ("the Act")

We have audited the internal financial controls over financial reporting of **Dynamic Cables Limited** ("the Company") as at **31st March 2021** in conjunction with our audit of the financial statements of the Company for the year ended and as on that date.

Management's Responsibility for Internal Financial Controls

The Board of Directors of the Company is responsible for establishing and maintaining internal financial controls based on the internal control over financial reporting criteria established by the Company considering the essential components of internal control stated in the Guidance Note on Audit of Internal Financial Controls over Financial Reporting issued by the Institute of Chartered Accountants of India ('ICAI'). These responsibilities include the design, implementation and maintenance of adequate internal financial controls that were operating effectively for ensuring the orderly and efficient conduct of its business, including adherence to company's policies, the safeguarding of its assets, the prevention and detection of frauds and errors, the accuracy and completeness of the accounting records, and the timely preparation of reliable financial information, as required under the Companies Act, 2013.

Auditors' Responsibility

Our responsibility is to express an opinion on the Company's internal financial controls over financial reporting based on our audit. We conducted our audit in accordance with the Standards on Auditing, prescribed under section 143(10) of the Companies Act, 2013, and the Guidance Note, to the extent applicable to an audit of internal financial controls over financial reporting. Those Standards and the Guidance Note require that we comply with the ethical requirements and plan and perform the audit to obtain reasonable assurance about whether adequate internal financial controls over financial reporting was established and maintained and if such controls operated effectively in all material respects.

Our audit involves performing procedures to obtain audit evidence about the adequacy of the internal financial controls system over financial reporting and their operating effectiveness. Our audit of internal financial controls over financial reporting included obtaining an understanding of internal financial controls over financial reporting, assessing the risk that a material weakness exists, and testing and evaluating the design and operating effectiveness of internal control based on the assessed risk. The procedures selected depend on the auditor's judgment, including the assessment of the risks of material misstatement of the financial statements, whether due to fraud or error.

We believe that the audit evidence we have obtained is sufficient and appropriate to provide a basis for our audit opinion on the Company's internal financial controls system over financial reporting.

Meaning of Internal Financial Controls over Financial Reporting

A company's internal financial control over financial reporting is a process designed to provide reasonable assurance regarding the reliability of financial reporting and the preparation of financial statements for external purposes in accordance with generally accepted accounting principles. A company's internal financial control over financial reporting includes those policies and procedures that(1) pertain to the maintenance of records that, in reasonable detail, accurately and fairly reflect the transactions and dispositions of the assets of the company; (2) provide reasonable assurance that transactions are recorded as necessary to permit preparation of financial statements in accordance with generally accepted accounting principles, and that receipts and expenditures of the company are being made only in accordance with authorizations of management and directors of the company; and (3) provide reasonable assurance regarding prevention or timely detection of unauthorized acquisition, use, or disposition of the company's assets that could have a material effect on the financial statements.

Inherent Limitations of Internal Financial Controls over Financial Reporting

Because of the inherent limitations of internal financial controls over financial reporting, including the possibility of collusion or improper management override of controls, material misstatements due to error or fraud may occur and not be detected. Also, projections of any evaluation of the internal financial controls over financial reporting to future periods are subject to the risk that the internal financial control over financial reporting may become inadequate because of changes in conditions, or that the degree of compliance with the policies or procedures may deteriorate.

Opinion

In our opinion, the Company has, in all material respects, an adequate internal financial controls system over financial reporting and such internal financial controls over financial reporting were operating effectively as at 31 March 2021, based on the internal control over financial reporting criteria established by the Company considering the essential components of internal control stated in the Guidance Note on Audit of Internal Financial Controls Over Financial Reporting issued by the Institute of Chartered Accountants of India.

For Madhukar Garg& Company
Chartered Accountants
ICAI Firrn Registration No. 000866C

Sunil Shukla
Partner
M.No.071179

Place: JAIPUR
Date: 18th July 2020
UDIN:-20071179AAAAAP6431

BALANCE SHEET AS AT 31st March 2021

(All amounts in INR lakhs, unless otherwise stated)

	Particulars	Notes	As at March 31, 2021	As at March 31, 2020	As at April 1, 2019
	ASSETS				
I	**Non-current assets**				
(a)	Property, plant and equipment	2	5,442.12	5,591.84	5,780.02
(b)	Intangible assets	2	9.25	14.27	21.42
(c)	Financial assets				
	(i) Loans	3	139.53	138.83	76.26
	(ii) Bank deposits	4	-	22.74	900.20
(d)	Other non-current assets	5	11.25	67.70	34.24
	Total non current assets		**5,602.15**	**5,835.38**	**6,812.14**
II	**Current assets**				
(a)	Inventories	6	8,353.26	5,284.79	5,019.67
(b)	Financial assets				
	(i) Trade receivables	7	12,773.51	15,022.89	15,285.67
	(ii) Cash and cash equivalents	8	8.80	5.83	12.39
	(iii) Bank balances other then (ii) above	9	2,254.46	2,100.27	972.53
	(iv) Loans	10	111.77	277.88	175.19
	(v) Other financial assets	11	67.02	29.83	25.31
(c)	Other current assets	12	504.91	1,389.68	741.77
	Total current assets		**24,073.73**	**24,111.17**	**22,232.53**
	TOTAL ASSETS (I + II)		**29,675.88**	**29,946.55**	**29,044.67**
	EQUITY AND LIABILITIES				
I	**EQUITY**				
(a)	Equity share capital	13	2,201.40	2,201.40	2,201.40
(b)	Other equity	14	9,515.63	8,583.33	6,837.97
	Total Equity		**11,717.03**	**10,784.73**	**9,039.37**
	LIABILITIES				
II	**Non-current liabilities**				
(a)	Financial liabilities				
	(i) Borrowings	15	3,138.17	4,726.64	4,926.61
	(ii) Lease liabilities	16	19.04	22.92	26.44
	(iii) Other financial liabilities	17	26.16	22.70	-
(b)	Provisions	18	107.22	100.71	67.07
(c)	Deferred Tax Liabilities	19	8.06	35.70	163.82
(d)	Other non current liabilities	20	2.20	-	-
	Total non-current liabilities		**3,300.85**	**4,908.67**	**5,183.94**

III	**Current liabilities**				
(a)	Financial liabilities				
	(i) Borrowings	21	7,679.24	6,962.41	8,036.04
	(ii) Trade payables				
	- Total outstanding dues of micro enterprises and small enterprises	22	792.77	813.58	1,212.98
	- Total outstanding dues of creditors other than micro enterprises and small enterprises	22	4,290.00	5,448.25	4,528.59
	(iii) Other financial liabilities	23	1,264.83	722.52	548.78
(b)	Other current liabilities	24	538.07	300.05	164.43
(c)	Provisions	25	9.75	6.34	4.27
(d)	Current tax liabilities (net)	26	83.34	-	326.27
	Total current liabilities		**14,658.00**	**14,253.15**	**14,821.36**
	TOTAL EQUITY AND LIABILITIES (I+II+III)		**29,675.88**	**29,946.55**	**29,044.67**

Significant Accounting Policies & Notes on
Financial Statements 1 to 52

As per our report of even date

For M/s Madhukar Garg & Co.
Chartered Accountants
(Firm's Reg. No.000866C)

For & on behalf of Board of Directors

Ashish Mangal
Managing Director
DIN 00432213

Rahul Mangal
Chairman
DIN 01591411

Sunil Shukla
Partner
M.No. 071179
Date: 09th June, 2021
Place: Jaipur

Honey Chordia
Company Secretary

Murari Lal Poddar
Chief Financial Officer

STATEMENT OF PROFIT AND LOSS FOR THE YEAR

ENDED 31st March 2021

(All amounts in INR lakhs, unless otherwise stated)

Particulars		Notes	For the year ended 31st March 2021		For the year ended 31st March 2020
I	Revenue from operations	27	34,266.20		42,859.01
II	Other income	28	801.45		295.46
III	**Total revenue**		**35,067.65**		**43,154.47**
IV	**Expenses**				
a)	Cost of material consumed	29	27,852.99		33,078.03
b)	Purchase of traded goods	30	151.53		129.02
c)	Changes in inventories of finished goods and work-in-progress	31	(227.11)		191.44
d)	Employee benefits expense	32	1,434.46		1,612.37
e)	Finance costs	33	1,188.91		1,535.86
f)	Depreciation and amortisation expense	34	836.87		880.06
g)	Other expenses	35	2,491.53		3,345.43
	Total expenses (a to g)		**33,729.18**		**40,772.21**
V	Profit /(Loss) before exceptional items & tax		1,338.47		2,382.26
VI	Exceptional items		-		-
VII	**Profit before tax (V-VI)**		**1,338.47**		**2,382.26**
VIII	**Tax expense:**	36			
	(1) Current Tax		382.57		683.99
	(2) Deferred Tax		(28.60)		(124.42)
IX	**Profit (Loss) for the period (VII-VIII)**		**984.50**		**1,822.69**
X	**Other Comprehensive Income**				
	(a) (i) Items that will not be reclassified to Profit or Loss		3.81		(14.67)
	(ii) Tax effect on Items that will not be reclassified to Profit or Loss		(0.96)		3.69
	(b) (i) Items that will be reclassified to Profit or Loss		-		-
	(ii) Tax effect on Items that will be reclassified to Profit or Loss		-		-
XI	**Total Comprehensive Income for the period (IX+X)**		**987.35**		**1,811.71**
	Earning per equity share:				
	(1) Basic (in INR)	37	4.47		8.28
	(2) Diluted (in INR)		4.47		8.28

The notes referred above form an integral part of the Financial Statements.

As per our report of even date

For M/s Madhukar Garg & Co.
Chartered Accountants
(Firm's Reg. No.000866C)

Sunil Shukla
Partner
M.No. 071179
Date: 09th June, 2020
Place: Jaipur

For & on behalf of Board of Directors

Ashish Mangal
Managing Director
DIN 00432213

Rahul Mangal
Chairman
DIN 01591411

Honey Chordia
Company Secretary

Murari Lal Poddar
Chief Financial Officer

STATEMENT OF CHANGES IN EQUITY FOR THE YEAR
ENDED 31st March 2021

(All amounts in INR lakhs, unless otherwise stated)

I) Equity Share Capital

Particulars	Notes	Amount
Balance as at 01st April, 2019	13	220.14
Changes in equity share capital during the year		-
Balance as at 31st March, 2020	13	220.14
Changes in equity share capital during the year		
Balance as at 31st March, 2021	13	220.14

II) Other Equity

Particulars	Reserves & Surplus		Total Other Equity
	Security Premium	Retained Earnings	
Balances as at 01st April, 2019	**1,674.06**	**5,163.91**	**6,837.97**
Profit for the year	-	1,822.69	1,822.69
Other Comprehensive income, net of income tax	-	(10.98)	(10.98)
Total Comprehensive income for the year	**1,674.06**	**6,975.62**	**8,649.68**
Transaction with owners in their capacity as owners :			
Final Dividend paid during the year including DDT	-	(66.35)	(66.35)
Balances as at 31st March, 2020	**1,674.06**	**6,909.27**	**8,583.34**
Profit for the year	-	984.50	984.50
Other Comprehensive income, net of income tax	-	2.85	2.85
Total Comprehensive income for the year	**1,674.06**	**7,896.62**	**9,570.68**
Transaction with owners in their capacity as owners :			
Final Dividend paid during the year	-	(55.05)	(55.05)
Balances as at 31st March, 2021	**1,674.06**	**7,841.57**	**9,515.63**

The above Statement of Changes in Equity should be read in conjunction with the accompanying notes.

This is Statement of Changes in Equity referred to in our report of even date

As per our report of even date
For M/s Madhukar Garg & Co.
Chartered Accountants
(Firm's Reg. No.000866C)

For & on behalf of Board of Directors

Ashish Mangal
Managing Director
DIN 00432213

Rahul Mangal
Chairman
DIN 01591411

Sunil Shukla
Partner
M.No. 071179
Date: 09th June, 2021
Place: Jaipur

Honey Chordia
Company Secretary

Murari Lal Poddar
Chief Financial Officer

CASH FLOW STATEMENT FOR THE YEAR

ENDED 31st March 2021

(All amounts in INR lakhs, unless otherwise stated)

PARTICULARS		Year Ended 31-03-2021		Year Ended 31-03-2020	
A. Cash Flow from Operating Activities:					
Net Profit before tax			1,338.47		2,382.26
Adjustments for :					
	Depreciation and amortisation expenses	836.87		880.06	
	(Profit)/Loss on sale of Property, Plant and Equipments	(5.12)		(9.54)	
	Interest income	(117.47)		(163.52)	
	Commission income against Financial Liability	(6.42)		(1.61)	
	Other income against security deposit received	(0.18)		-	
	Lease rent	(50.23)		(59.79)	
	Interest on lease liabilities	2.49		2.82	
	Interest on financial liabilities	2.53		0.66	
	Interest cost on Security deposit received	0.16		-	
	Remasurement of acturial gain/loss	3.81		(14.67)	
	Unrealized foreign exchange (gain)/loss	(136.00)		257.85	
	Claim, discount and written off	1.20		122.32	
	Provision for expected credit loss	39.07		27.14	
	Bad debts recovered	(6.28)		(39.80)	
	Liability written back to the extent no longer required	(568.84)		(14.12)	
	Finance Cost	1,188.91	1,184.50	1,535.86	2,523.66
Operating Profit before Working Capital Changes			2,522.97		4,905.92
Adjustments for :					
	Increase / Decrease in Inventories	(3,068.47)		(265.12)	
	Increase / Decrease in Trade receivables	2,246.30		187.75	
	Increase / Decrease in Current financial assets - Loans	166.11		(102.68)	
	Increase / Decrease in Other current financial assets	(36.45)		(2.06)	
	Increase / Decrease in Other current assets	884.77		(625.75)	
	Increase / Decrease in Trade payable	(601.02)		537.14	
	Increase / Decrease in Other financial liabilities	542.31		173.74	
	Increase / Decrease in Other current liabilities	238.02		135.62	
	Increase / Decrease in current provisions	3.40		2.07	
	Increase / Decrease in current tax liabilities	-		(338.18)	
	Increase / Decrease in Non current provisions	6.51		33.64	
	Increase / Decrease in Non current financial liabilities	(2.73)		16.36	
	Increase/Decrease in Other non current liability	2.04	380.79	-	(247.47)
Cash Generated from Operations			2,903.76		4,658.45
	Direct Taxes Paid (Net)		(299.23)		(694.23)
Net Cash inflow/(outflow) from Operating Activities (A)			**2,604.53**		**3,964.22**
B. Cash Flow from Investing Activities:					
	Purchase / Acquisition of Property, Plant and Equipment	(692.02)		(701.43)	
	Proceeds from sale of Property, Plant and Equipments	15.00		26.23	
	Interest received	116.72		161.07	
	Lease rent received	57.63		53.31	
	Increase / Decrease in Non current financial assets - Loans	3.19		(61.62)	
	Increase / Decrease in Other non current assets	56.46		(33.46)	
	Increase / Decrease in Other current bank balances	(131.45)		(250.29)	
			(574.47)		(806.19)
Net Cash inflow/(outflow) from Investing Activities (B)			**(574.47)**		**(806.19)**
C. Cash Flow from Financing Activities:					
	Payment of Dividend and DDT	(55.04)		(66.35)	
	Proceeds/(Repayment) of Non current borrowings (net)	(1,499.97)		(488.74)	
	Proceeds/(Repayment) of Current borrowings (net)	716.83		(1,073.62)	
	Interest & Finance Charges Paid	(1,188.91)	(2,027.09)	(1,535.86)	(3,164.57)
Net Cash inflow/(outflow) from Financing Activities (C)			**(2,027.09)**		**(3,164.57)**

Net increase /(decrease) in cash and cash equivalents (A+B+C)			**2.97**		**(6.56)**
Opening Balance of Cash and Cash equivalents			5.83		12.39
Closing Balance of Cash and Cash equivalents			**8.80**		**5.83**
Notes:					
1	**Closing Balance of Cash & Cash Equivalents**				
	Cash on hand		8.52		5.67
	Balance in Current Account		0.28		0.16
			8.80		**5.83**

2 The above Cash Flow Statement has been prepared under the indirect method set out in IND AS 7 "Statement of Cash Flows"

As per our report of even date

For M/s Madhukar Garg & Co.
Chartered Accountants
(Firm's Reg. No.000866C)

For & on behalf of Board of Directors

Ashish Mangal
Managing Director
DIN 00432213

Rahul Mangal
Chairman
DIN 01591411

Sunil Shukla
Partner
M.No. 071179
Date: 09th June, 2021
Place: Jaipur

Honey Chordia
Company Secretary

Murari Lal Poddar
Chief Financial Officer

Note No. 1 : Company information and significant accounting policies:

A) Corporate Information

Dynamic Cables Limited (the "Company") was incorporated on April 03, 2007, under the Companies Act, 2013 with the Registrar of Companies, Jaipur at Rajasthan bearing Registration No. 024139 and limited by shares (CIN: L31300RJ2007PLC024139). Pursuant to the conversion from private limited company to public limited company, Company name was changed to "Dynamic Cables Limited" vide fresh certificate of incorporation dated August 22, 2017. The Company got listed on SME platform of BSE Limited on 14th December, 2017 and further migrated on main board of BSE limited on 01st October, 2020. The address of the Company's registered office is F-260, ROAD NO.13 VKI AREA Jaipur, Rajasthan-302013, India. The Company is engaged in business of manufacturing of Conductors and cables which are widely include manufacturing of LV, MV and HV Power Cables, Aerial Bunched Cables, All Aluminium conductors, All Aluminium Alloy Conductor, Railway signaling cables etc.

B) Statement of Compliance and Basis of Preparation

1. Statement of Compliance

These financial statements are prepared on going concern basis following accrual basis of accounting and comply with the Indian Accounting Standards (Ind AS) notified under the Companies (Indian Accounting Standards) Rules, 2015 and subsequent amendments thereto, the Companies Act, 2013 (to the extent notified and applicable). These are the Company's first Ind AS compliant financial statements and Ind AS 101 'First Time Adoption of Indian Accounting Standards' has been applied.

For the periods upto and including 31st March 2020, the Company prepared its financial statements in accordance with Generally Accepted Accounting Principles (GAAP) in India, accounting standards specified under Section 133 of the Companies Act, 2013, (to the extent notified and applicable) and applicable provisions of the Companies Act, 1956. The Company followed the provisions of Ind AS 101 in preparing its opening Ind AS Balance Sheet as of the date of transition, viz. 01st April 2019. Some of the Company's Ind AS accounting policies used in the opening Balance Sheet are different from its previous GAAP policies applied as at 31st March 2020, and accordingly the adjustments were made to restate the opening balances as per Ind AS. The resulting adjustments arose from events and transactions before the date of transition to Ind AS. Therefore, as required by Ind AS 101, those adjustments were recognized directly through retained earnings as at 01st April 2019. This is the effect of the general rule of Ind AS 101 which is to apply Ind AS retrospectively.

An explanation of how the transition to Ind AS 101 has affected the reported financial position, financial performance and cash flows of the Company is provided in Note No. 49

2. Basis of preparation

The financial statements have been prepared on accrual basis under the historical cost basis except for certain financial assets and liabilities (including derivative instruments) that are measured at fair value.

The preparation of financial statements requires judgments, estimates and assumptions that affect the reported amount of assets and liabilities on the date of the financial statements and the reported amount of revenues and expenses during the reporting period. Difference between the actual results and estimates are recognized in the period in which the results are known/ materialized. Major Estimates are discussed in Part E.

3. Functional and presentation currency

These financial statements are presented in Indian Rupees (INR), which is the Company's functional currency. All amounts disclosed in the Financial Statements and notes have been rounded off to the nearest lakhs (with two places of decimal) as per the requirement of Schedule III, unless otherwise stated.

4. Current and non-current classification of Assets and Liabilites

The Company presents assets and liabilities in the balance sheet based on current/non-current classification. It has been classified as current or non-current as per the Company's normal operating cycle and other criteria as set out in the Division II of Schedule III to the companies Act, 2013.

An asset is current when it is:
- Expected to be realized or intended to be sold or consumed in normal operating cycle;
- Held primarily for the purpose of trading;
- Expected to be realized within twelve months after the reporting period; or
- Cash or cash equivalent unless restricted from being exchanged or used to settle a liability for at least twelve months after the reporting period.

All other assets are classified as non-current.
A liability is current when:
- It is expected to be settled in normal operating cycle;
- It is held primarily for the purpose of trading;
- It is due to be settled within twelve months after the reporting period; or
- There is no unconditional right to defer settlement of the liability for at least twelve months after the reporting period.

All other liabilities are classified as non-current.
Deferred tax assets/liabilities are classified as non-current.

C) Significant accounting policies

A summary of the significant accounting policies applied in the preparation of the financial statements are as given below. These accounting policies have been applied consistently to all periods presented in the financial statements.
The Company has elected to utilize the option under Ind AS 101 by not applying the provisions of Ind AS 16 & Ind AS 38 retrospectively and continue to use the previous GAAP carrying amount as a deemed cost under Ind AS at the date of transition to Ind AS. Therefore, the carrying amount of property, plant and equipment and intangible assets as per the previous GAAP as at 1 April 2019, i.e; the Company's date of transition to Ind AS, were maintained on transition to Ind AS.

1. Property, plant and equipment

1.1. Initial recognition and measurement

An item of property, plant and equipments recognized as an asset if and only if it is probable that future economic benefits associated with the item will flow to the company and the cost of the item can be measured reliably.
Items of property, plant and equipment are initially recognized at cost. Subsequent measurement is done at cost less accumulated depreciation/amortization (other than freehold land) and accumulated impairment losses. Cost includes expenditure that is directly attributable to bringing the asset to the location and condition, inclusive of non-refundable taxes & duties, necessary for it to be capable of operating in the manner intended by management.
When parts of an item of property, plant and equipment have different useful lives, they are recognized separately.
Items of spare parts, stand-by equipment and servicing equipment which meet the definition of property, plant and equipment are capitalized. Other spare parts are carried as inventory and recognized in the statement of profit and loss on consumption.

1.2. Subsequent costs

Subsequent expenditure is recognized as an increase in the carrying amount of the asset when it is probable that future economic benefits deriving from the cost incurred will flow to the enterprise and the cost of the item can be measured reliably.
"The cost of replacing part of an item of property, plant and equipment is recognized in the carrying amount of the item if it is probable that the future economic benefits embodied within the part will flow to the Company and its cost can be measured reliably. All other expenses on existing property, plant and equipment, including day-to-day repair and maintenance expenditure and cost of replacing parts, are charged to profit and loss account for the period in which such expense are incurred."

1.3. De-recognition

Property, plant and equipment is derecognized when no future economic benefits are expected from their use or upon their disposal. Gains and losses on de-recognition of an item of property, plant and equipment are determined by comparing the proceeds from disposal, if any, with the carrying amount of property, plant and equipment, and are recognized in the statement of profit and loss.

1.4. Depreciation/amortization

The depreciation on Property, Plant & Equipment has been provided on the written down value Value method as per the useful life prescribed in Schedule II to the Companies Act, 2013. Depreciation on the property, plant & equipment added / disposed off / discarded during the year has been provided on pro rata basis with reference to the date of addition / disposition /discardation.
The residual values, useful lives and methods of depreciation of Property, Plant and Equipment are reviewed at each financial year end and adjusted prospectively, if appropriate.

2. Capital work-in-progress

The cost of self-constructed assets includes the cost of materials & direct labour, any other costs directly attributable to bringing the assets to the location and condition necessary for it to be capable of operating in the manner intended by management and borrowing costs.
Expenses directly attributable to construction of property, plant and equipment incurred till they are ready for their intended use are identified and allocated on a systematic basis on the cost of related assets.
Depreciation is not recorded on capital work-in-progress until construction and installation is complete and the asset is ready for its intended use.

3. Intangible assets

3.1. Initial recognition and measurement

An intangible asset is recognized if and only if it is probable that the expected future economic benefits that are attributable to the asset will flow to the company and the cost of the asset can be measured reliably.
Intangible assets that are acquired by the Company, which have finite useful lives, are recognized at cost. Subsequent measurement is done at cost less accumulated amortization and accumulated impairment losses. Cost includes any directly attributable incidental expenses necessary to make the assets ready for its intended use.

3.2. Subsequent costs

Subsequent expenditure is recognized as an increase in the carrying amount of the asset when it is probable that future economic benefits deriving from the cost incurred will flow to the enterprise and the cost of the item can be measured reliably.

3.3. De-recognition

An intangible asset is derecognized when no future economic benefits are expected from their use or upon their disposal. Gains & losses on de-recognition of an item of intangible assets are determined by comparing the proceeds from disposal, if any, with the carrying amount of intangible assets and are recognized in the statement of profit and loss.

3.4. Amortization

Intangible assets are amortised over a period of estimated useful life as determined by the management.

4. Borrowing costs

Borrowing costs that are directly attributable to the acquisition, construction or production of qualifying assets are capitalized as part of cost of such asset until such time the assets are substantially ready for their intended use. Qualifying assets are assets which necessarily take substantial period of time to get ready for their intended use or sale.

Capitalization of borrowing costs ceases when substantially all the activities necessary to prepare the qualifying assets for their intended uses are complete. Borrowing costs consist of (a) interest expense calculated using the effective interest method as described in Ind AS 109 – 'Financial Instruments' (b) finance charges in respect of finance leases recognized in accordance with Ind AS 17 – 'Leases' and (c) exchange differences arising from foreign currency borrowings to the extent that they are regarded as an adjustment to interest costs. Income earned on temporary investment of the borrowings pending their expenditure on the qualifying assets is deducted from the borrowing costs eligible for capitalization.

All other borrowing costs are recognized as an expense in the year in which they are incurred.

5. Inventories

"Inventories are valued on the basis of FIFO method. Cost of inventory compromises of all cost of conversion and other cost incurred in bringing them to their respective present location, condition and valued on the basis of FIFO Method. Costs of purchased inventory are determined after deducting rebates and discounts. Work-in-Progress is calculated on the basis of lower of cost or net realisable value. Scraps are valued at net realisable value. Net realizable value is the estimated selling price in the ordinary course of business, less estimated costs of completion and the estimated costs necessary to make the sale.

6. Cash and cash equivalents

Cash and cash equivalents in the balance sheet comprise cash at banks, cash on hand and short-term deposits with an original maturity of twelve months or less, which are subject to an insignificant risk of changes in value.

7. Government grants

"Government grants are recognized only when its reasonable certainty that economics benefit flow to the entities and attached conditions will be compiled with it. Government grants are recognized and shown in the balance sheet as liability and income is accrued based on the terms of schemes in the statement of profit and loss over a phased manner in consideration with scheme terms and related use of assets. Government grants related to depreciable property, plant & equipment is treated as deferred income which is recognized in the Statement of Changes in Equity (SOCE) on a systematic and rational basis over the useful life of the asset i.e. such grants is allocated to income over the periods and in the proportion in which depreciation on those assets is charged."

8. Provisions and contingent liabilities and Contingent Assets

A provision is recognized if, as a result of a past event, the Company has a present legal or constructive obligation that can be estimated reliably, and it is probable that an outflow of economic benefits will be required to settle the obligation. If the effect of the time value of money is material, provisions are determined by discounting the expected future cash flows at a pre-tax rate that reflects current market assessments of the time value of money and the risks specific to the liability. When discounting is used, the increase in the provision due to the passage of time is recognized as a finance costs.

The amount recognized as a provision is the best estimate of the consideration required to settle the present obligation at reporting date, taking into account the risks and uncertainties surrounding the obligation.

When some or all of the economic benefits required to settle a provision are expected to be recovered from a third party, the receivable is recognized as an asset if it is virtually certain that reimbursement will be received and the amount of the receivable can be measured reliably. The expense relating to a provision is presented in the statement of profit and loss net of any reimbursement.

Contingent liabilities are possible obligations that arise from past events and whose existence will only be confirmed by the occurrence or non-occurrence of one or more future events not wholly within the control of the Company. Where it is not probable that an outflow of economic benefits will be required, or the amount cannot be estimated reliably, the obligation is disclosed as a contingent liability, unless the probability of outflow of economic benefits is remote. Contingent liabilities are disclosed on the basis of judgment of the management/independent experts. These are reviewed at each balance sheet date and are adjusted to reflect the current management estimate.

Contingent assets are possible assets that arise from past events and whose existence will be confirmed only by the occurrence or non-occurrence of one or more uncertain future events not wholly within the control of the Company. Contingent assets are disclosed in the financial statements when inflow of economic benefits is probable on the basis of judgment of management. These are assessed continually to ensure that developments are appropriately reflected in the financial statements.

9. Foreign currency transactions and translation

Transactions in foreign currencies are initially recorded at the functional currency spot rates at the date the transaction first qualifies for recognition.

Monetary assets and liabilities denominated in foreign currencies are translated at the functional currency spot rates of exchange at the reporting date. Exchange differences arising on settlement or translation of monetary items are recognized in profit or loss in the year in which it arises.

Non-monetary items are measured in terms of historical cost in a foreign currency are translated using the exchange rate at the date of the transaction.

10. Revenue recognition

The Company derives revenues primarily from sale of goods .

Revenue is recognized on satisfaction of performance obligation upon transfer of control of promised products or services to customers in an amount that reflects the consideration the Company expects to receive in exchange for those products or services. The Company does not expect to have any contracts where the period between the transfer of the promised goods or services to the customer and payment by the customer exceeds one year. As a consequence, it does not adjust any of the transaction prices for the time value of money.

Other income

Interest income is recognized, when no significant uncertainty as to measurability or collectability exists, on a time proportion basis taking into account the amount outstanding and the applicable interest rate, using the effective interest rate method (EIR).

When calculating the EIR, the Company estimates the expected cash flows by considering all the contractual terms of the financial instrument (for example, prepayment, extension, call and similar options) but does not consider the expected credit losses. Interest income is included in other income in the statement of profit and loss.

11. Employee benefits

11.1 Short-term employee benefits

Short-term employee benefit obligations are measured on an undiscounted basis and are expensed as the related service is provided.

A liability is recognized for the amount expected to be paid under performance related pay if the Company has a present legal or constructive obligation to pay this amount as a result of past service provided by the employee and the obligation can be estimated reliably.

11.2 Post-Employment benefits

Employee benefit that are payable after the completion of employment are Post-Employment Benefit (other than termination benefit). These are of two types:

11.2.1 Defined contribution plans

Defined contribution plans are those plans in which an entity pays fixed contribution into separate entities and will have no legal or constructive obligation to pay further amounts. Provident Fund and Employee State Insurance are Defined Contribution Plans in which the company pays a fixed contribution and will have no further obligation.

11.2.2 Defined benefit plans

A defined benefit plan is a post-employment benefit plan other than a defined contribution plan.

Company pays Gratuity as per provisions of the Gratuity Act, 1972. The Company's net obligation in respect of defined benefit plans is calculated separately for each plan by estimating the amount of future benefit that employees have earned in return for their service in the current and prior periods; that benefit is discounted to determine its present value.

Any unrecognized past service costs and the fair value of any plan assets are deducted. The discount rate is based on the prevailing market yields of Indian government securities as at the reporting date that have maturity dates approximating the terms of the Company's obligations and that are denominated in the same currency in which the benefits are expected to be paid. The calculation is performed annually by a qualified actuary using the projected unit credit method. When the calculation results in a liability to the company, the present value of liability is recognized as provision for employee benefit. Any actuarial gains or losses are recognized in Other Comprehensive Income ("OCI") in the period in which they arise.

12. Income tax

Tax expense comprises current tax and deferred tax. Current tax expense is recognized in the statement of profit or loss except to the extent that it relates to items recognized directly in other comprehensive income or equity, in which case it is recognized in OCI or equity. Current tax is the expected tax payable on the taxable income for the year, using tax rates enacted or substantively enacted and as applicable at the reporting date, and any adjustment to tax payable in respect of previous years. Current taxes are recognized under 'Income tax payable' net of payments on account, or under 'Tax receivables' where there is a debit balance.

Deferred tax is recognized using the balance sheet method, providing for temporary differences between the carrying amounts of assets and liabilities for financial reporting purposes and the amounts used for taxation purposes. Deferred tax is measured at the tax rates that are expected to be applied to temporary differences when they reverse, based on the laws that have been enacted or substantively enacted by the reporting date. Deferred tax assets and liabilities are offset if there is a legally enforceable right to offset current tax liabilities and assets, and they relate to income taxes levied by the same tax authority on the same taxable entity, or on different tax entities, but they intend to settle current tax liabilities and assets on a net basis or their tax assets and liabilities will be realized simultaneously.

Deferred tax is recognized in the statement of profit or loss except to the extent that it relates to items recognized directly in OCI or equity, in which case it is recognized in OCI or equity. A deferred tax asset is recognized to the extent that it is probable that future taxable profits will be available against which the temporary difference can be utilized. Deferred tax assets are reviewed at each reporting date and are reduced to the extent that it is no longer probable that the related tax benefit will be realized. Additional income taxes that arise from the distribution of dividends are recognized at the same time that the liability to pay the related dividend is recognized.

13. Leases

13.1 As Lessor

Leases for which the Company is a lessor is classified as a finance or operating lease. Whenever the terms of the lease transfer substantially all the risks and rewards of ownership to the lessee, the contract is classified as a finance lease. All other leases are classified as operating leases. For operating leases, rental income is recognized on a straight-line basis over the term of the relevant lease.

13.2 As Lessee

The Company's lease asset classes primarily consist of leases for buildings. The Company assesses whether a contract contains a lease at the inception of a contract. A contract is, or contains, a lease if the contract conveys the right to control the use of an identified asset for a period of time in exchange for consideration. To assess whether a contract conveys the right to control the use of an identified asset, the Company assesses whether: (i) the contract involves the use of an identified asset (ii) the Company has substantially all of the economic benefits from use of the asset through the period of the lease and (iii) the Company has the right to direct the use of the asset.

At the date of commencement of the lease, the Company recognizes a right-of-use (ROU) asset and a corresponding lease liability for all lease arrangements in which it is a lessee, except for leases with a term of 12 months or less (short-term leases) and low-value leases. For these short-term and low-value leases, the Company recognizes the lease payments as an operating expense on a straight-line basis over the term of the lease. Certain lease arrangements include the options to extend or terminate the lease before the end of the lease term. ROU assets and lease liabilities include these options when it is reasonably certain that they will be exercised.

ROU assets are initially recognized at cost, which comprises the initial amount of the lease liability adjusted for any lease payments made at or prior to the commencement date of the lease plus any initial direct costs less any lease incentives. They are subsequently measured at cost less accumulated depreciation and impairment losses. ROU assets are depreciated from the commencement date on a straight-line basis over the shorter of the lease term and useful life of the underlying asset. The lease liability is initially measured at amortized cost at the present value of the future lease payments. The lease payments are discounted using the interest rate implicit in the lease or, if not readily determinable, using the incremental borrowing rates.

14. Impairment of non-financial assets

The carrying amounts of the Company's non-financial assets are reviewed at each reporting date to determine whether there is any indication of impairment considering the provisions of Ind AS 36 'Impairment of Assets'. If any such indication exists, then the asset's recoverable amount is estimated.

The recoverable amount of an asset or cash-generating unit is the higher of its fair value less costs to disposal and its value in use. In assessing value in use, the estimated future cash flows are discounted to their present value using a pre-tax discount rate that reflects current market assessments of the time value of money and the risks specific to the asset. For the purpose of impairment testing, assets that cannot be tested individually are grouped together into the smallest group of assets that generates cash inflows from continuing use that are largely independent of the cash inflows of other assets or groups of assets (the "cash-generating unit", or "CGU").

An impairment loss is recognized if the carrying amount of an asset or its CGU exceeds its estimated recoverable amount. Impairment losses are recognized in profit or loss. Impairment losses recognized in respect of CGUs are reduced from the carrying amounts of the assets of the CGU.

Impairment losses recognized in prior periods are assessed at each reporting date for any indications that the loss has decreased or no longer exists. An impairment loss is reversed if there has been a change in the estimates used to determine the recoverable amount. An impairment loss is reversed only to the extent that the asset's carrying amount does not exceed the carrying amount that would have been determined, net of depreciation or amortization, if no impairment loss had been recognized.

15. Dividends

Dividends and interim dividends payable to a Company's shareholders are recognized as changes in equity in the period in which they are approved by the shareholders' meeting and the Board of Directors respectively.

16. Earnings per share

Basic earnings per equity share is computed by dividing the net profit or loss attributable to equity shareholders of the Company by the weighted average number of equity shares outstanding during the financial year.

Diluted earnings per equity share is computed by dividing the net profit or loss attributable to equity shareholders of the Company by the weighted average number of equity shares considered for deriving basic earnings per equity share and also the weighted average number of equity shares that could have been issued upon conversion of all dilutive potential equity shares.

17. Statement of Cash Flows

Cash flow statement is prepared in accordance with the indirect method prescribed in Ind AS 7 'Statement of Cash Flows' for operating activities.

18. Financial instruments

Financial assets and financial liabilities are recognized when the Company becomes a party to the contractual provisions of the instruments.

Financial assets and financial liabilities are initially measured at fair value. Transaction costs that are directly attributable to the acquisition or issue of financial assets and financial liabilities (other than financial assets and financial liabilities at fair value through profit or loss ("FVTPL")) are added to or deducted from the fair value of the financial assets or financial liabilities, as appropriate, on initial recognition. Transaction costs directly attributable to the acquisition of financial assets or financial liabilities at fair value through profit or loss are recognized immediately in statement of profit and loss.

19.1 Financial assets

On initial recognition, a financial asset is recognized at fair value. All recognized financial assets are subsequently measured in their entirety at either amortized cost or fair value through profit or loss (FVTPL) or fair value through other comprehensive income (FVOCI) depending on the classification of the financial assets.

Financial assets are not reclassified subsequent to their recognition, except if and in the period the Company changes its business model for managing financial assets.

Trade Receivables and Loans:

Trade receivables are initially recognized at fair value. Subsequently, these assets are held at amortized cost, using the effective interest rate (EIR) method net of any expected credit losses. The EIR is the rate that discounts estimated future cash income through the expected life of financial instrument.

Derecognition

The Company derecognises a financial asset when the contractual rights to the cash flows from the financial asset expire, or it transfers the contractual rights to receive the cash flows from the asset.

Impairment of financial assets

Expected credit losses are recognized for all financial assets subsequent to initial recognition other than financials assets in FVTPL category.

ECL is the weighted-average of difference between all contractual cash flows that are due to the Company in accordance with the contract and all the cash flows that the Company expects to receive, discounted at the original effective interest rate, with the respective risks of default occurring as the weights. When estimating the cash flows, the Company is required to consider:

a) All contractual terms of the financial assets (including prepayment and extension) over the expected life of the assets.

b) Cash flows from the sale of collateral held or other credit enhancements that are integral to the contractual terms.

In respect of trade receivables, the Company applies the simplified approach of Ind AS 109, which requires measurement of loss allowance at an amount equal to lifetime expected credit losses. Lifetime expected credit losses are the expected credit losses that result from all possible default events over the expected life of a financial instrument.

For financial assets other than trade receivables, as per Ind AS 109, the Company recognises 12 month expected credit losses for all originated or acquired financial assets if at the reporting date the credit risk of the financial asset has not increased significantly since its initial recognition. The expected credit losses are measured as lifetime expected credit losses if the credit risk on financial asset increases significantly since its initial recognition. The Company assumes that the credit risk on a financial asset has not increased significantly since initial recognition if the financial asset is determined to have low credit risk at the balance sheet date.

19.2 Financial liabilities and equity instruments

Classification as equity

Equity instruments issued by the Company are classified as either financial liabilities or as equity in accordance with the substance of the contractual arrangements and the definitions of a financial liability and an equity instrument.

Equity instruments

An equity instrument is any contract that evidences a residual interest in the assets of an entity after deducting all of its liabilities. Equity instruments issued by the Company are recognized at the proceeds received, net of direct issue costs.

Repurchase of the Company's own equity instruments is recognized and deducted directly in equity. No gain or loss is recognized in statement of profit and loss on the purchase, sale, issue or cancellation of the Company's own equity instruments.

Financial liabilities

Financial liabilities are recognized when the Company becomes a party to the contractual provisions of the instrument. Financial liabilities are initially measured at the amortised cost unless at initial recognition, they are classified as fair value through profit or loss.

In case of trade payables, they are initially recognized at fair value and subsequently, these liabilities are held at amortised cost, using the effective interest method. All financial liabilities are subsequently measured at amortized cost using the effective interest method. Financial liabilities carried at fair value through profit or loss are measured at fair value with all changes in fair value recognized in the Statement of Profit and Loss. Interest expense are included in the 'Finance costs' line item. The effective interest method is a method of calculating the amortized cost of a financial liability and of allocating interest expense over the relevant period.
The effective interest rate is the rate that exactly discounts estimated future cash payments (including all fees and points paid or received that form an integral part of the effective interest rate, transaction costs and other premiums or discounts) through the expected life of the financial liability, or (where appropriate) a shorter period, to the net carrying amount on initial recognition.

Derecognition of financial liabilities

The Company derecognises financial liabilities when, and only when, the Company's obligations are discharged, cancelled or have expired.

Derivative financial instruments

The Company uses forwards to mitigate the risk of changes in interest rates, exchange rates and commodity prices. Such derivative financial instruments are initially recognized at fair value on the date on which a derivative contract is entered into and are also subsequently measured at fair value. Derivatives are carried as financial assets when the fair value is positive and as financial liabilities when the fair value is negative. Any gains or losses arising from changes in the fair value of derivatives are taken directly to Statement of Profit and Loss.

20 Segment Reporting

The main business of the Company is of manufacturing and sales of Cables & Conductors. All other activities of the Company revolve around the main business. There is only one reportable segment. Hence, disclosures pursuant to Ind AS 108 - Operating Segments are not applicable.

21 Operating Cycle

Based on the nature of products/activities of the Company and the normal time between acquisition of assets and their realisation in cash or cash equivalents, the Company has determined its operating cycle as 12 months for the purpose of classification of its assets and liabilities as current and non current.

D) Recent accounting pronouncements

I. Amendments to Ind AS 103 Business Combinations

The amendment to Ind AS 103 Business Combinations clarifies that to be considered a business, an integrated set of activities and assets must include, at a minimum, an input and a substantive process that, together, significantly contribute to the ability to create output. Furthermore, it clarifies that a business can exist without including all of the inputs and processes needed to create outputs. These amendments are applicable to business combinations for which the acquisition date is on or after the beginning of the first annual reporting period beginning on or after the 1 April 2020 and to asset acquisitions that occur on or after the beginning of that period. This amendment had no impact on the financial statements of the Company but may impact future periods should the Company enter into any business combinations.

II. Amendments to Ind AS 1 and Ind AS 8: Definition of Material

The amendments provide a new definition of material clarify that materiality will depend on the nature or magnitude of information, either individually or in combination with other information, in the context of the financial statements. A misstatement of information is material if it could reasonably be expected to influence decisions made by the primary users. These amendments had no impact on the financial statements of, nor is there expected to be any future impact to the Company. These amendments are applicable prospectively for annual periods beginning on or after the 1 April 2020.

E) Major Estimates made in preparing Financial Statements

1. Useful life of property, plant and equipment and intangible assets

The estimated useful life of property, plant and equipment is based on a number of factors including the effects of obsolescence, demand, competition and other economic factors (such as the stability of the industry and known technological advances) and the level of maintenance expenditures required to obtain the expected future cash flows from the asset.

Useful life of the assets other than Plant and machinery are in accordance with Schedule II of the Companies Act, 2013.

The Company reviews at the end of each reporting date the useful life of property, plant and equipment, and are adjusted prospectively, if appropriate. Intangible assets are amortised over a period of estimated useful life as determined by the management.

2. Post-employment benefit plans

Employee benefit obligations are measured on the basis of actuarial assumptions which include mortality and withdrawal rates as well as assumptions concerning future developments in discount rates, the rate of salary increases and the inflation rate. The Company considers that the assumptions used to measure its obligations are appropriate and documented. However, any changes in these assumptions may have a material impact on the resulting calculations.

3. Provisions and contingencies

The assessments undertaken in recognizing provisions and contingencies have been made in accordance with Ind AS 37, 'Provisions, Contingent Liabilities and Contingent Assets'. The evaluation of the likelihood of the contingent events has required best judgment by management regarding the probability of exposure to potential loss. Should circumstances change following unforeseeable developments, this likelihood could alter.

4. Allowance for credit losses on receivables

The Company determines the allowance for credit losses based on historical loss experience adjusted to reflect current and estimated future economic conditions. The Company considered current and anticipated future economic conditions relating to industries the Company deals with and the countries where it operates. In calculating expected credit loss, the Company has also considered credit reports and other related credit information for its customers to estimate the probability of default in future and has taken into account estimates of possible effect from the pandemic relating to COVID-19.

Note No. 2 PROPERTY, PLANT & EQUIPMENTS (All amounts in INR lakhs, unless otherwise stated)

Sr No	Particulars	Gross Carrying Amount				Accumulated Depreciation				Net Carrying Amount	
		Opening Balance as on 01.04.2020	Additions	Deletions / Adjustments	Closing Balance as on 31.03.2021	Opening Balance as on 01.04.2020	for the year	Deletions / Adjustments	Closing Balance as on 31.03.2021	As on 31st March, 2021	As on 31st March, 2020
	TANGIBLE ASSETS										
1	Land	670.30	134.26	-	804.56	-	-	-	-	804.56	670.30
2	Building	2,266.78	41.41	-	2,308.19	755.17	144.55	-	899.72	1,408.47	1,511.61
3	Plant & Machinery	5,542.90	350.23	-	5,893.12	2,328.25	623.81	-	2,952.06	2,941.06	3,214.65
4	Electrical Installation & Equipments	24.50	7.86	-	32.36	17.79	2.47	-	20.26	12.09	6.71
5	Furniture & Fixtures	71.10	0.09	-	71.18	40.72	7.76	-	48.48	22.70	30.38
6	Office Equipments	37.88	11.04	-	48.92	30.83	4.16	-	34.99	13.93	7.04
7	Vehicles - Four Wheelers	317.74	141.87	63.62	395.98	195.85	42.31	53.74	184.42	211.56	121.89
8	Vehicles - Two Wheelers	2.26	-	-	2.26	1.33	0.18	-	1.51	0.75	0.93
9	Computers & IT Equipments	42.68	4.66	-	47.34	39.64	1.67	-	41.31	6.03	3.05
10	Right of use asset	29.62	-	-	29.62	4.33	4.33	-	8.67	20.95	25.28
	TOTAL PROPERTY, PLANT & EQUIPMENTS	**9,005.75**	**691.41**	**63.62**	**9,633.54**	**3,413.91**	**831.24**	**53.74**	**4,191.43**	**5,442.12**	**5,591.84**
	PREVIOUS YEAR	**8,340.14**	**699.95**	**34.34**	**9,005.75**	**2,560.13**	**871.44**	**17.65**	**3,413.91**	**5,591.84**	**5,780.02**
	INTANGIBLE ASSETS										
1	Computer Software	34.85	0.61	-	35.45	20.57	5.63	-	26.20	9.25	14.27
	TOTAL INTANGIBLE ASSETS	**34.85**	**0.61**	**-**	**35.45**	**20.57**	**5.63**	**-**	**26.20**	**9.25**	**14.27**
	PREVIOUS YEAR	**33.37**	**1.48**	**-**	**34.85**	**11.95**	**8.62**	**-**	**20.57**	**14.27**	**21.42**
	CAPITAL WORK IN PROGRESS	-	-	-	-	-	-	-	-	-	-
	PREVIOUS YEAR	-	-	-	-	-	-	-	-	-	-
	INTANGIBLE ASSETS UNDER DEVELOPMENT	-	-	-	-	-	-	-	-	-	-
	PREVIOUS YEAR	-	-	-	-	-	-	-	-	-	-
	GRAND TOTAL	**9,040.60**	**692.02**	**63.62**	**9,669.00**	**3,434.49**	**836.87**	**53.74**	**4,217.62**	**5,451.37**	**5,606.12**
	PREVIOUS YEAR	**8,373.51**	**701.43**	**34.34**	**9,040.60**	**2,572.08**	**880.06**	**17.65**	**3,434.49**	**5,606.12**	**5,801.43**

Note :

1) All tangible fixed assets (except land & building for value of Rs 266.84 Lakhs as on 31.03.2021and Rs. 91.17 Lakhs as on 31.03.2020 & 01.04.2019) are mortgaged/hypothecated as security for liabilities.
2) First charge by way of equitable mortgage of immovable property of the company situated at Industrial Plot No. B-308, Road No 16, VKI Area Jaipur against borrowing of Rs 500 Lakhs taken by related party.
3) Land situated at H-1-601-B, Road No 06, VKI Area, Jaipur valuing Rs 48.22 Lakhs is purchased through sale deed. Lease deed of the same is not prepared till the date of this balance sheet.

3. Non current financial assets - Loans

Particulars	As at March 31, 2021		As at March 31, 2020		As at April 1, 2019
Unsecured, considered good					
Security deposits	115.89		115.19		76.26
Investment in related party (financial guarantee)	23.64		23.64		-
	139.53		**138.83**		**76.26**

4. Other non-current financial assets - Bank Deposits

Particulars	As at March 31, 2021		As at March 31, 2020		As at April 1, 2019
Balances with banks:					
Fixed deposits with more than 12 months maturity	-		22.74		900.20
	-		**22.74**		**900.20**

5. Other non-current assets

Particulars	As at March 31, 2021		As at March 31, 2020		As at April 1, 2019
Capital advances	10.62		67.07		33.61
Other advances	0.63		0.63		0.63
	11.25		**67.70**		**34.24**

6. Inventories

Particulars	As at March 31, 2021		As at March 31, 2020		As at April 1, 2019
(At lower of cost or net realizable value)					
Raw materials (Refer Note No 6.1)	4,708.47		1,877.59		1,440.38
Work in progress	1,086.48		1,929.32		2,886.82
Finished goods (Refer Note No 6.1)	2,301.42		1,206.05		470.94
Packing material	142.10		155.33		142.23
Stores and spares	59.95		36.24		29.99
Others (scrap)	54.84		80.26		49.31
	8,353.26		**5,284.79**		**5,019.67**

Note No 6.1

As on 31st March, 2021, Inventory of Raw materials includes stock in transit for value of INR 22.82 Crores and Inventory of Finished goods includes stock in transit for value of INR 1.41 Cr .

7. Trade receivables

Particulars	As at March 31, 2021		As at March 31, 2020		As at April 1, 2019
Unsecured, considered good	12,842.70		15,053.01		15,288.65
Unsecured credit impaired (Refer Note No 7.1)	174.12		174.12		174.12
	13,016.82		15,227.13		15,462.77
Less: Provision for expected credit risk	(243.31)		(204.24)		(177.11)
	12,773.51		**15,022.89**		**15,285.67**

Note No 7.1

The Company has filed claim in the category of operational creditor before CIRP under IBC in respect of corporate debtor amounting to INR 1.74 Crores.

8. Cash and cash equivalents

Particulars	As at March 31, 2021		As at March 31, 2020		As at April 1, 2019
Cash in hand	8.52		5.67		10.89
Balances with banks					
- in current accounts	0.28		0.16		1.51
	8.80		**5.83**		**12.39**

9. Bank deposits other than cash and cash equivalent

Particulars	As at March 31, 2021		As at March 31, 2020		As at April 1, 2019
Balances with banks					
Fixed Deposit (Refer Note No 9.1)	2,254.46		2,123.01		1,872.72
Less: Fixed deposits with more than 12 Months maturity	-		(22.74)		(900.20)
	2,254.46		**2,100.27**		**972.53**

Note No 9.1

Fixed deposit amounting to INR 2254.46 Lakhs (As at 31.03.2020 INR 2123.01 Lakhs and As at 01.04.2019 INR 1872.72 Lakhs) are under lien with bank as margin money against Bank Guarantees/Letter of credit.

10. Current Loans

Particulars	As at March 31, 2021		As at March 31, 2020		As at April 1, 2019
Unsecured, considered good					
Security deposit	111.77		277.88		175.19
	111.77		**277.88**		**175.19**

11. Other current financial assets

Particulars	As at March 31, 2021		As at March 31, 2020		As at April 1, 2019
Unsecured, considered good					
Accrued interest	6.44		5.70		3.24
Other claim receivables	60.58		24.13		22.07
	67.02		**29.83**		**25.31**

12. Other current assets

Particulars	As at March 31, 2021		As at March 31, 2020		As at April 1, 2019
Unsecured, considered good					
Advances to suppliers	86.35		930.20		312.02
Deposit to sales tax under protest	57.13		57.13		57.13
Advance / Imprest to employees	17.75		32.61		27.42
Prepaid expenses	213.46		170.29		140.70
Balances with government authorities	21.18		53.54		107.80
Income tax refund receivable	24.57		23.78		20.57
Others	84.47		122.13		76.13
	504.91		**1,389.68**		**741.77**

13. Share Capital

Particulars	As at March 31, 2021		As at March 31, 2020		As at April 1, 2019
Authorized Share capital:					
230,00,000 Equity Share of Rs.10/- each fully paid up	2,300.00		2,300.00		2,300.00
(As at March 31, 2020 and as at April 01, 2019 : 230,00,000 Equity Share of Rs.10/-Each fully paid up)					
Issued & Subscribed & fully paid up capital;					
2,20,14,000 Equity Share of Rs.10/- Each paid up	2,201.40		2,201.40		2,201.40
(As at March 31, 2020 and as at April 01, 2019 : 2,20,14,000 Equity Share of Rs.10/-Each fully paid up)					
	2,201.40		**2,201.40**		**2,201.40**

Note No. 13.1 Reconciliation of the Number of shares outstanding at the beginning and at the end of the reporting period:

At the beginning of the period	22,014,000		22,014,000		22,014,000
Add: Issued during the year	-		-		-
Number of Equity Shares at the end of the year	**22,014,000**		**22,014,000**		**22,014,000**

Note No. 13.2 Terms/rights attached to shares

The Company has only one class of shares referred to as equity shares having a par value of Rs. 10/- each holder of equity shares is entitled to one vote per share.

Note No 13.3

During the financial year 2017-18 company has issued bonus shares to existing shareholders on 28.08.2017 in the ratio of 0.5:1 i.e. 0.5 equity shares for every one share held.

Note No. 13.4 Details of share holder holding more than 5% shares at 31st March 2021 is set out below:-

Name of Shareholder	Number & Percentage of Shares as at 31.03.21		Number & Percentage of Shares as at 31.03.20		Number & Percentage of Shares as at 01.04.19
Ashish Mangal	76,80,015 Shares 34.89%		76,59,000 Shares 34.79%		76,56,000 Shares 34.78%
Rahul Mangal	52,95,000 Shares 24.05%		52,95,000 Shares 24.05%		52,95,000 Shares 24.05%
Saroj Mangal	33,00,000 Shares 14.99%		33,00,000 Shares 14.99%		33,00,000 Shares 14.99%

14. Other equity

Particulars	As at March 31, 2021		As at March 31, 2020		As at April 1, 2019
Securities Premium					
Opening balance	1,674.06		1,674.06		1,674.06
Add: Received on issue of shares	-		-		-
Closing Balance	**1,674.06**		**1,674.06**		**1,674.06**
Retained earnings					
Opening balance	6,909.27		5,163.91		3,239.63
Profit for the year	984.50		1,822.69		2,123.16
Add/(Less): Other comprehensive income/(loss) for the year	2.85		(10.98)		-
Less: Provision for expected credit loss	-		-		(177.11)
Add: Deferred tax on expected credit loss	-		-		44.58
Less: Dividend paid during the year	(55.05)		(66.35)		(66.35)
Closing balance	**7,841.57**		**6,909.27**		**5,163.91**
Total Other Equity Closing balance	**9,515.63**		**8,583.33**		**6,837.97**

15. Non current - Borrowings

Particulars	As at March 31, 2021		As at March 31, 2020		As at April 1, 2019
Secured Loans					
Term Loan					
Vehicle Loan From Bank of Baroda (Refer Note No 15.1)	34.95		47.88		21.96
Vehicle Loan From Axis Bank (Refer Note No 15.1)	-		13.69		26.51
Vehicle Loan From HDFC Bank (Refer Note No 15.1)	109.15		-		-
Loan from Small Industries Development Bank of India (Refer Note No 15.2)	2,266.76		2,646.39		2,662.42
Loan from HDFC Bank Ltd (Refer Note No 15.3)	403.93		488.07		-
Loan from Bank of Baroda (Refer Note No 15.4)	416.60		-		-
Unsecured Loans					
Loans From Related Parties (Refer Note No. 15.5)	330.94		905.65		1,323.00
Others					
- From other body corporates (Refer Note No. 15.5)	520.25		1,149.49		1,195.00
Less: Current Maturity of Long term Debts	(944.41)		(524.53)		(302.28)
	3,138.17		**4,726.64**		**4,926.61**

Note No 15.1

(A) Nature of Security

Vehicle Loan from Banks have been secured by hypothecation of the vehicle financed.

(B) Terms of Repayment of Loan

Particulars	Outstanding as on 31.03.2021	No of EMI	Date of commencement of EMI	Rate of Interest (P.a.)
BOB Car Loan	17.20	84	19th Dec, 2018	9.15%
BOB Car Loan	4.82	84	23rd August, 2019	9.10%
BOB Car Loan	7.12	36	16th Nov, 2019	8.60%
BOB Car Loan	5.80	36	16th April, 2020	8.50%
HDFC Car Loan	109.15	54	05th March, 2021	7.50%

(C) Interest on loan

Rate of interest against vehicle loan from Banks ranges from 7.50 % to 9.15% p.a. on monthly reducing method.

Note No 15.2

(A) Nature of Security

(i) First charge by way of equitable mortgage of leasehold rights of immovable property of related party Shiv Kripa Pipes Private Limited situated at Industrial Plot No. A-129, A-129A & A-130, SKS industrial Area, Reengus, Distt. Sikar, Rajasthan, both present and future.

(ii) First charge by way of equitable mortgage of sub lease rights of the borrower over the immovable property situated at Industrial Plot No. A-129, A-129A & A-130, SKS industrial Area, Reengus, Distt. Sikar, Rajasthan, both present and future.

(iii) First charge by way of hypothecation of all the movable assets of the borrower including Plant & Machinery, Misc. Fixed Assets, Machinery Spares, Tools, Accessories, Furniture & Fixture, Equipments etc. pertaining to the Reengus unit, both present and future and Solar Power Project machineries at unit III and unit IV.

(iv) First charge or hypothecation of roof top solar system at unit 3 and unit 4 in the name of the company.

(v) Second charge by way of hypothecation of all the Current Assets of the borrower including Stock, Raw Material, Stock in Process, Finished & Semi Finished Goods, Consumables Stores & Book Debts etc, both present and future.

(vi) Second charge by way of hypothecation of all the book debts, receivables and other actionable claims due to the company, both present and future.

(vii) Personal Guarantee of Mr. Ashish Mangal and Mr. Rahul Mangal, dierctors of the company and Meenakshi Mangal (wife of Mr. Rahul Mangal)

(viii) Corporate Guarantee of related party Shiv Kripa Pipes Pvt. Ltd.

(B) Terms of Repayment of Loan

Particulars	Outstanding as on 31.03.2021	No of EMI	Date of commencement of EMI	Rate of Interest (P.a.)
Sidbi Loan - 1 (Rupee Loan)	73.45	66	10th Sept, 2018	0.25% above current SIDBI's PLR
Sidbi Loan - 2 (Foreign Currency Term Loan)	1,496.71	78	10th August, 2018	6M LIBOR+3.80%
Sidbi Loan - 3 (Rupee Loan)	454.00	72	10th August, 2019	8.84%
Sidbi Loan - 4 (Rupee Loan)	242.60	54	10th October, 2019	8.09%

Note No 15.3

(A) Nature of Security

(i) First charge by way of equitable mortgage of immovable property of the company situated at Industrial Plot No. B-308, Road No 16, VKI Area Jaipur.

(B) Terms of Repayment of Loan

Particulars	Outstanding as on 31.03.2021	No of EMI	Date of commencement of EMI	Rate of Interest (P.a.)
HDFC Term Loan	403.93	60	07th Feb, 2020	0.85% above MCLR

Note No 15.4

(A) Nature of Security

(i) Extension of charge on exisiting securities of working capital limits (Refer Note No 21.2)

(B) Terms of Repayment of Loan

Particulars	Outstanding as on 31.03.2021	No of EMI	Date of commencement of EMI	Rate of Interest (P.a.)
Bank of Baroda Term Loan	416.60	18	31st January, 2021	At 12M MCLR

Note No 15.5

Loan from related parties and other body corporates carries interest rate from 9% to 12% p.a.

16. Other non current Lease liabilities

Particulars	As at March 31, 2021		As at March 31, 2020		As at April 1, 2019
Lease liability	19.04		22.92		26.44
	19.04		**22.92**		**26.44**

17. Other non current financial liabilities

Particulars	As at March 31, 2021		As at March 31, 2020		As at April 1, 2019
Financial liability	18.81		22.70		-
Security deposit received	7.35		-		-
	26.16		**22.70**		**-**

18. Other non current provisions

Particulars	As at March 31, 2021		As at March 31, 2020		As at April 1, 2019
Non-current employee benefit obligations					
Provision for gratuity (Refer Note No. 40)	107.22		100.71		67.07
	107.22		**100.71**		**67.07**

19. Deferred Tax Liabilities

Particulars	As at March 31, 2021		As at March 31, 2020		As at April 1, 2019
(a) On account of difference in WDV as per books and income tax of Property, Plant and Equipment and Intangible Assets	115.60		137.79		230.65
(b) On account of expenses allowable under income tax on payment basis	(46.29)		(50.67)		(22.26)
(c) On account of Provision for expected credit loss	(61.25)		(51.42)		(44.58)
	8.06		**35.70**		**163.82**

Movement in Deferred Tax liabilities :

Particulars			Property, Plant and Equipment and Intangible Assets		Total
As at 01st April 2019			**230.65**		**230.65**
Charges/(Credited)					
- to statement of profit & Loss			(92.87)		(92.87)
- to other comprehensive income			-		-
As at 31st March, 2020			**137.79**		**137.79**
Charges/(Credited)					
- to statement of profit & Loss			(22.19)		(22.19)
- to other comprehensive income			-		-
As at 31st March, 2021			**115.60**		**115.60**

Movement in Deferred Tax Assets :

Particulars	Expenses allowable on payment basis in income tax		Provision for expected credit loss		Total
As at 01st April 2019	**22.26**		**44.58**		**66.84**
Charges/(Credited)					
- to statement of profit & Loss	24.72		6.84		31.56
- to other comprehensive income	3.69		-		3.69
As at 31st March, 2020	**50.67**		**51.42**		**102.09**
Charges/(Credited)					
- to statement of profit & Loss	(3.42)		9.83		6.41
- to other comprehensive income	(0.96)		-		(0.96)
As at 31st March, 2021	**46.29**		**61.25**		**107.54**

20. Other non current liabilities

Particulars	As at March 31, 2021		As at March 31, 2020		As at April 1, 2019
Deferred Income against security deposit received	2.20		-		-
	2.20		-		-

21. Current borrowings

Particulars	As at March 31, 2021		As at March 31, 2020		As at April 1, 2019
Secured Loans					
Rupee Loan:					
Cash Credit*	3,195.90		2,406.47		2,560.97
Packing Credit*	-		257.78		144.00
Foreign Currency Loan:					
Trade Credit/Buyers Credit*	4,483.34		3,255.74		4,372.35
FCNR-B Loan*	-		1,042.42		958.72
*(Refer Note No 21.1 & 21.2)					
	7,679.24		**6,962.41**		**8,036.04**

Note No 21.1

(a) All the above credit facilities are repayable on demand.

(b) Rate of interest : Cash credit (2% above 1 year MCLR + SP), Packing credit (0.90% above Tenure based MCLR+SP), Trade Credit (6 Month LIBOR/EURIBOR+ 50 BPS to 250 BPS), FCNR-B (6 Month LIBOR/EURIBOR+375BPS)

Note No 21.2

All the Credit facilities from Bank of Baroda is secured through First charge by way of Hypothecation on entire current assets of the company, both present and future and further secured by:

a) Hypothecation of Plant & Machinery, Vehicles, Other Miscellaneous Fixed Assets, Stocks and Book Debts and other current assets of the Company situated at Unit I, II, III of the company excluding specifically charged to other lenders.

b) Equitable mortgage of Factory Land & Building situated at H-581 (A) to H-592 (A) at Road No 06, VKIA Jaipur, in the name of the Company.

c) Equitable mortgage of Factory Land & Building at F-260, Road No. 13 VKIA, Jaipur, in the name of the Company.

d) Equitable mortgage of Factory Land at Plot No. SP 636 (A), Road No. 06, VKIA, Jaipur, in the name of the Company.

e) Equitable mortgage of Factory Land at Plot No. SP 636 (A-1), Road No. 06, VKIA, Jaipur, in the name of the Company.

f) Equitable mortgage of Factory Land & Building at F-259, Road No. 13 VKIA, Jaipur, in the name of the related party Indokrates Pvt Ltd.

g) Equitable mortgage of Commercial Plot No. 59, Narayan Vihar-Q, Gopalpura By-pass, Jaipur in the name of Mr. Ashish Mangal, Managing Director of the Company.

h) Equitable mortgage of Commercial Plot No. 58, Narayan Vihar-Q, Gopalpura By-pass, Jaipur in the name of Mr. Ashish Mangal, Managing Director of the Company.

i) Equitable mortgage of Plot No. 102, "Manglam Industrial City" at village Jaitpura & Chomu, Tehsil Chomu, District Jaipur in the name of the Company.

j) Equitable Mortgage of Residential house at A-30, Subhash Nagar, Jaipur in the name of Mrs. Saroj Mangal (related party).

k) Equitable mortgage of factory land & building situated at G-190, Akeda Doongar, Road No 18, VKI Area, Jaipur in the name of M/s Dynamic Metal (Prop. Ashish Mangal)

l) Equitable mortgage of residential land & building situated at Plot No B-39, RIICO residential colony, Shri Khatu shyam ji industrial area, Reengus, Distt. Sikar in the name of the Company.

m) Equitable mortgage on land at Khasra No 347, Village, Harchandpura Vas Devaliya, Tehsil Sanganer, Distt. Jaipur in name of Mr. Ashish Mangal, Managing Director of the Company.

n) Second charge over all the fixed assets pertaining to the Reengus unit comprising :

(i) Leasehold rights of related party Shiv Kripa Pipes Private Limited and sub Lease rights of the borrower over immovable property situated at Industrial Plot No. A-129, A-129A, & A-130, SKS Industrial Area, Reengus, Distt. Sikar, Rajasthan, both present and future.

(ii) All the moveable assets of the company including Plant & Machiner, miscellaneous fixed assets, machinery spares, tools, accessories, furniture & fixture, equipments etc pertaining to the Reengus unit, both present and future.

(iii) Second charge or hypothecation of roof top solar system at unit 3 and unit 4 in the name of the company.

(o) Secured by personal guarantee of Mr. Ashish Mangal, Mr. Rahul Mangal, and Mrs. Shalu Mangal, Directors of the company, Smt Saroj Mangal (Mother of Mr. Ashish Mangal and Rahul Mangal), Mrs. Meenakshi Mangal (wife of Mr. Rahul Mangal)

(p) Corporate guarantee of related parties Indokrates Private Limited and Shiv Kripa Pipes Private Limited.

22. Trade payables

Particulars	As at March 31, 2021		As at March 31, 2020		As at April 1, 2019
(i) Total outstanding dues of micro and small enterprises [Refer Note 22.1 & 22.2]	792.77		813.58		1,212.98
(ii) Total outstanding dues of creditors other than micro and small enterprises [Refer Note 22.3]	4,290.00		5,448.25		4,528.59
	5,082.77		**6,261.83**		**5,741.57**

Note No 22.1

The Company has certain dues to suppliers registered under Micro, Small and Medium Enterprises Development Act, 2006 ('MSMED Act'). The disclosure pursuant to the said MSMED Act are as follows :

Particulars	As at March 31, 2021		As at March 31, 2020		As at April 1, 2019
Delayed Principal amount and interest due thereon to suppliers registered under the MSMED Act and remaining unpaid as at year end	NIL		NIL		NIL
Principal and interest paid to suppliers registered under the MSMED Act, beyond the appointed day during the year	NIL		NIL		NIL
Interest due and payable towards suppliers registered under MSMED Act, for payments already made	NIL		NIL		NIL
Further interest remaining due and payable for earlier year	NIL		NIL		NIL
Total of principal amount due and interest thereon	**NIL**		**NIL**		**NIL**

Note No 22.2

Dues to Micro and Small Enterprises (MSME) have been determined to the extent such parties have been identified on the basis of information collected by the Management.

Note No 22.3

Sundry Creditor for Goods includes creditors of Rs. 15.73 Cr as at March 31, 2021, Rs. 27.38 Cr as at March 31, 2020 & Rs. 11.48 Cr as at April 01, 2019 which is secured against Letter of Credit.

23. Other current financial liabilities

Particulars	As at March 31, 2021		As at March 31, 2020		As at April 1, 2019
Current maturities of non current borrowings (Refer note 15)	944.41		524.53		302.28
Interest accrued but not due on borrowings	10.99		31.00		39.70
Payables for capital goods	18.23		1.97		33.15
Employee balances payable	287.32		148.90		157.86
Security deposits received	-		12.61		12.61
Lease liability	3.88		3.51		3.18
	1,264.83		**722.52**		**548.78**

24. Other current liabilities

Particulars	As at March 31, 2021		As at March 31, 2020		As at April 1, 2019
Advance from customers	168.68		246.07		64.61
Statutory dues	369.39		53.98		99.82
	538.07		**300.05**		**164.43**

25. Other current provisions

Particulars	As at March 31, 2021		As at March 31, 2020		As at April 1, 2019
Current employee benefit obligations					
Provision for gratuity (Refer Note No. 40)	9.75		6.34		4.27
	9.75		**6.34**		**4.27**

26. Current tax liabilities (net)

Particulars	As at March 31, 2021		As at March 31, 2020		As at April 1, 2019
Provisions					
Provision for income tax (Net of advance tax and TDS/TCS)	83.34		-		326.27
	83.34		**-**		**326.27**

27. Revenue from operations

Particulars	For the year ended 31st March, 2021		For the year ended 31st March, 2020
Revenue From Operations			
Sale of Products	34,211.05		42,768.74
Other operating revenue			
Export Incentives:			
MEIS License/RODTEP Scheme	37.71		74.92
Duty Drawback	17.44		15.35
	34,266.20		**42,859.01**

28. Other income

Particulars	For the year ended 31st March, 2021		For the year ended 31st March, 2020
Other Income			
Lease Amount Received	50.23		59.79
Interest Income (Refer Note No 28.1)	117.47		163.52
Exchange rate difference (Net)	41.18		-
Profit on sale of property, plant & equipment	5.12		9.54
Commission income against Financial Liability	6.42		1.61
Subsidy on Electricity duty	5.50		7.08
Other income against security deposit received	0.18		-
Liability written back to the extent no longer required	568.84		14.12
Bad debts recovered	6.28		39.80
Other Miscellaneous Income	0.23		-
	801.45		**295.46**

Note No 28.1

Interest on JVVNL security deposit	3.77		3.75
Interest on AVVNL security deposit	2.67		2.16
Interest - Others	0.58		2.85
Interest on Fixed Deposits	110.45		154.76
	117.47		**163.52**

29. Cost of material consumed

Particulars	For the year ended 31st March, 2021		For the year ended 31st March, 2020
Opening Balance	2,032.92		1,582.61
Add: Purchase during the year	30,670.64		33,528.34
Less: Closing Balance	4,850.57		2,032.92
Cost of Material Consumed	**27,852.99**		**33,078.03**

30. Purchase of stock in trade

Particulars	For the year ended 31st March, 2021		For the year ended 31st March, 2020
Traded Items			
Traded goods	151.53		129.02
	151.53		**129.02**

31. Changes in inventories of finished goods and work-in-progress

Particulars	For the year ended 31st March, 2021		For the year ended 31st March, 2020
Work-in-progress			
Opening Stock	1,929.32		2,886.82
Closing Stock	1,086.48		1,929.32
	842.84		957.50
Finished Goods			
Opening Stock	1,206.05		470.94
Closing Stock	2,301.42		1,206.05
	(1,095.37)		(735.11)
Scrap			
Opening Stock	80.26		49.31
Closing Stock	54.84		80.26
	25.42		(30.95)
	(227.11)		**191.44**

32. Changes in inventories of finished goods and work-in-progress

Particulars	For the year ended 31st March, 2021		For the year ended 31st March, 2020
Salaries, Wages and Bonus (Refer Note No. 32.1)	1,369.45		1,531.76
Contribution to Provident and other fund	58.22		69.83
Welfare Expenses	6.79		10.78
	1,434.46		**1,612.37**

Note No 32.1

For Managerial remuneration refer note no 41 - 'Related party disclosure'.

33. Finance costs

Particulars	For the year ended 31st March, 2021		For the year ended 31st March, 2020
Interest Expenses on			
Term Loan	219.05		228.79
Working capital Loan	494.95		777.56
Unsecured Loan	224.13		293.13
Other Interest	5.18		3.48
Other Borrowing Cost			
Bank charges, Commissions & Financial Charges	245.60		232.90
	1,188.91		**1,535.86**

34. Depreciation and amortisation expense

Particulars	For the year ended 31st March, 2021		For the year ended 31st March, 2020
Depreciation of property, plant and equipment	831.24		871.44
Depreciation of intangible assets	5.63		8.62
	836.87		**880.06**

35. Other expenses

Particulars	For the year ended 31st March, 2021		For the year ended 31st March, 2020
Manufacturing expenses			
Fuel & Gases	8.93		9.09
Job Work Charges	182.35		258.80
Repairs & Maintenance Plant & Machinery	68.61		64.98
Water, Power & Electricity	431.90		609.51
	691.79		**942.38**
Administration, Selling and Misc. Expenses			
Business promotion expenses	12.03		71.04
Claim, discount and written off	1.20		122.32
Sales Commission	111.92		298.69
CSR Expenses (Refer Note No. 43)	45.50		37.59
C & F Charges on export	134.04		234.41
Cable Type test Charges	27.33		49.71
Donation	0.63		0.96
Director Sitting fees	2.30		2.10
Exchange rate difference (Net)	-		144.10
P&L from Derivative	0.37		61.91
Freight Outward	1,003.43		877.76
Insurance expenses	31.25		22.52
Liquidated Damages	55.30		62.42
Legal & Professional expenses	141.15		111.51
ERP Software expenses	10.43		9.80
Membership & subscription	2.76		5.49
Postage stamp & courier charges	23.18		19.18
Payment to Statutory Auditors (Refer Note No. 35.1)	4.63		4.24
Allowance for Expected credit loss	39.07		27.14
Rates & taxes	45.59		37.25
Rent	22.34		38.18
Repair and Maintenance	14.55		22.27
Security expenses	-		0.46
Telephone & Mobile exp.	3.57		4.40
Tender Charges	10.88		9.89
Travelling & Conveyance Expenses	50.86		74.58
Miscellaneous Expenses	5.44		53.13
	1,799.74		**2,403.05**
Total	**2,491.53**		**3,345.43**

Note No 35.1

Payment to Statutory Auditor

Statutory audit fees	2.75		2.75
Tax audit fees	0.65		0.65
Income Tax	0.10		0.10
Other matters & certifications	1.13		0.74
	4.63		**4.24**

36. Tax expenses

Particulars	**For the year ended 31st March, 2021**		**For the year ended 31st March, 2020**
Income Tax Expenses			
Current Tax on profits of the year	382.57		672.08
Tax for earlier years	-		11.91
Total	**382.57**		**683.99**
Deferred Tax Expenses			
Decrease/(Increase) in Deferred tax assets	(5.45)		(35.25)
(Decrease)/Increase in Deferred tax liabilities	(23.15)		(89.17)
Total	**(28.60)**		**(124.42)**
Total Income Tax Expenses	**353.97**		**559.57**

Reconciliation of tax expense and the accounting profit multiplied by India's tax rate:

Particulars	**For the year ended 31st March, 2021**		**For the year ended 31st March, 2020**
Profit before tax	1,338.47		2,382.26
Applicable Tax Rate	25.168%		25.168%
Computed tax expense	336.87		599.57
Adjustments of tax effects for:			
Expenses not allowed in Income Tax	260.45		285.66
Expenses allowed in Income Tax	(214.66)		(216.29)
Tax for earlier years	-		11.91
Other Adjustment	(0.08)		3.15
Tax expense recognised in Statement of Profit and Loss	**382.57**		**683.99**

37. Earning per share

Particulars	**For the year ended 31st March, 2021**		**For the year ended 31st March, 2020**
(A) Profit after tax before OCI	984.50		1,822.69
(B) Weighted average No. of Equity Share outstanding during the year.	220.14		220.14
(C) Face Value of each Equity Share (Rs.)	10.00		10.00
(D) Basic & Diluted earning per Share (Rs.)	4.47		8.28

38. Contingent liabilities & commitments

Particulars	As at 31st March, 2021	As at 31st March, 2020	As at 01st April, 2019
Contingent Liabilities			
(i) Income Tax Demands	5.54	2.41	2.54
(ii) Disputed Excise, service tax , VAT/CST/GST Demands	199.26	62.01	31.78
(iii) Bank Guarantee	6,185.23	5,928.19	5,905.35
(iv) Bill Discounted under LCs	3,455.40	1,168.65	2,421.70
(v) Export obligation for duty saved	-	50.40	400.88
(vi) Other pending litigations	-	-	36.71
(vii) Collateral security of company property against borrowing by related party	500.00	500.00	-
	10,345.43	**7,711.67**	**8,798.96**

39. Lease

Particulars	As at 31st March, 2021	As at 31st March, 2020
As lessee:		
Disclosure in respect of premises taken on operating lease by the company :		
The company has entered into operating lease for its office premises that age renewable on a periodic basis and cancelled at the company's option.		
(a) Lease payment recognised in Profit & Loss A/c	6.00	6.00
(b) Future Lease payments:	29.00	35.00
Not later than 1 year	6.00	6.00
Later than 1 year but not later than 5 years	23.00	29.00
More than 5 years	-	-

Movement in Lease Liability

Particulars	As at 31st March, 2021	As at 31st March, 2020	As at 01st April, 2019
Balance at the beginning	26.44	29.62	29.62
Add : Interest on lease liability	2.49	2.82	-
Less : Lease payments during the year	(6.00)	(6.00)	-
Closing balance	**22.92**	**26.44**	**29.62**

Note :

The Company has adopted Ind AS 116 on "Leases" by applying it to all contracts of leases existing on April 1, 2019 by using modified retrospective approach. The Company has recognised and measured the Right-of-Use (ROU) asset and the lease liability over the remaining lease period and payments discounted using the incremental borrowing rate as at the date of initial application.

40. Post Employment Obligations

a) Defined Contribution Plans

The Company also has defined contribution plan for its employees' retirement benefits comprising Provident Fund & Employees' State Insurance Fund. The Company and eligible employees make monthly contribution to the above mentioned funds at a specified percentage of the covered employees salary. The obligation of the Company is limited to the amount contributed and it has no further contractual or any constructive obligation. The expense recognised during the year towards provident fund is Rs. 37.05 lakhs (March 31, 2020 : Rs. 42.09 lakhs). The expense recognised during the period towards Employees' State Insurance is Rs. 21.16 lakhs (March 31, 2020 : Rs. 27.72 lakhs)

b) Defined Benefit Plans:

Gratuity

The Company provides for gratuity for employees in India as per the Payment of Gratuity Act, 1972. Employees who are in continuous service for a period of 5 years are eligible for gratuity. The amount of gratuity payable on retirement/ termination is the employees last drawn basic salary per month computed proportionately for 15 days salary multiplied for the number of years of service. The liability in respect of Gratuity has been determined using Projected Unit Credit Method by an independent actuary.

Particulars	As at 31st March, 2021	As at 31st March, 2020
(i) Assumptions		
Mortality	IALM 2012-14	IALM 2012-14
Discount Rate	7.00 % p.a.	7.00 % p.a.
Rate of increase in compensation	5.00 % p.a.	5.00 % p.a.
Withdrawal rates	5.00 % p.a.	5.00 % p.a.
(ii) Changes in present value of obligations		
PVO at beginning of period	107.05	71.34
Interest cost	7.49	4.99
Current Service Cost	17.89	18.35
Benefits Paid	(11.66)	(2.31)
Actuarial (gain) / loss on obligation	(3.81)	14.67
PVO at end of period	116.97	107.05
(iii) Key Results (The Amounts to be recognised in Balance Sheet)		
Present value of the obligation at the end of the period	116.97	107.05
Fair value of plan assets at end of period	-	-
Net liability/(asset) recognized in Balance Sheet and related analysis	116.97	107.05
Funded Status - Surplus/ (Deficit)	(116.97)	(107.05)
(iv) Expense recognized in the statement of Profit and Loss		
Interest cost	7.49	4.99
Current service cost	17.89	18.35
Past service cost	-	-
Expected return on Plant assets	-	-
Expenses to be recognized in P&L	25.38	23.34
(v) Other comprehensive (income) / expenses (Remeasurement)		
Actuarial (gain)/loss - obligation	(3.81)	14.67
Actuarial (gain)/loss - plan assets	-	-
Total Actuarial (gain)/loss	(3.81)	14.67
(vi) Net Interest cost		
Interest cost on defined benefit obligation	7.49	4.99
Interest income on plan assets	-	-
Net interest cost (Income)	7.49	4.99
(vii) Experience adjustment:		
Experience Adjustment (Gain) / loss for Plan liabilities	(3.81)	7.76
Experience Adjustment Gain / (loss) for Plan assets	-	-
(viii) Current Liability (*Expected payout in next year as per schedule III of the Companies Act, 2013)		
Current Liability	9.75	6.34
Non- Current Liability	107.22	100.71
Total Liability	116.97	107.05

(ix) Reconciliation of liability in balance sheet

Opening gross defined benefit liability/ (asset)	107.05	71.34
Expenses to be recognized in P&L	25.38	23.34
OCI- Actuarial (gain)/ loss-Total current period	(3.81)	14.67
Benefits paid (if any)	(11.66)	(2.31)
Closing gross defined benefit liability/ (asset)	116.97	107.05

(x) Sensitivity Analysis

Sensitivity of significant assumptions used for valuation of defined benefit obligations is as follows:

Particulars			As at 31st March, 2021	As at 31st March, 2020
Assumptions	**Increase/Decrease**	**Sensitivity Level**		
Discount Rate	Increase	1%	106.27	96.99
	Decrease	1%	129.54	118.91
Salary Growth Rate	Increase	1%	129.67	119.03
	Decrease	1%	105.99	96.72
Withdrawal Rate	Increase	1%	118.45	108.45
	Decrease	1%	115.20	105.36

The above sensitivity analysis are based on a change in an assumption while holding all other assumptions constant. In practice, this is unlikely to occur and changes in some of the assumptions may be correlated. When calculating the sensitivity of the defined benefit obligation to significant actuarial assumptions the same method (present value of the defined benefit obligation calculated with the projected credit method at the end of the reporting year) has been applied as when calculating the defined benefit liability recognized in the balance sheet.

(xi) Risk exposure

Through its defined benefit plans, the Company is exposed to a number of risks, the most significant of which are detailed below:

Asset Volatility : The plan liabilities are calculated using a discount rate set with reference to bond yields; if plan assets underperform this yield, this will create a deficit. Most of the plan asset investments is in fixed income securities with high grades and in government securities. These are subject to interest rate risk and the fund manages interest rate risk with derivatives to minimise risk to an acceptable level. A portion of the funds are invested in equity securities and in alternative investments which have low correlation with equity securities. The equity securities are expected to earn a return in excess of the discount rate and contribute to the plan deficit. The Company has a risk management strategy where the aggregate amount of risk exposure on a portfolio level is maintained at a fixed range. Any deviations from the range are corrected by rebalancing the portfolio. The Company intends to maintain the above investment mix in the continuing years.

Changes in bond yields : A decrease in bond yields will increase plan liabilities, although this will be partially offset by an increase in the value of the plans' bond holdings.

Inflation risks : In the pension plans, the pensions in payment are not linked to inflation, so this is a less material risk.

Life expectancy : The pension plan obligations are to provide benefits for the life of the member, so increases in life expectancy will result in an increase in the plans' liabilities. This is particularly significant where inflationary increases result in higher sensitivity to changes in life expectancy.
The Company ensures that the investment positions are managed within an asset-liability matching (ALM) framework that has been developed to achieve long term investments that are in line with the obligations under the employee benefit plans.

Within this framework, the Company's ALM objective is to match assets to the pension obligations by investing in long-term fixed interest securities with maturities that match the benefit payments as they fall due and in the appropriate currency.
The Company actively monitors how the duration and the expected yield of the investments are matching the expected cash outflows arising from the employee benefit obligations. The Company has not changed the processes used to manage its risks from previous periods. The Company uses derivatives to manage some of its risk. Investments are well diversified, such that the failure of any single investment would not have a material impact on the overall level of assets.

(xii) Maturity profile of defined benefit obligation : Maturity analysis of benefit obligations

Particulars	As at 31st March, 2021	As at 31st March, 2020
Years :		
0 to 1 year	9.75	6.34
1 to 2 year	2.29	9.75
2 to 3 year	2.41	2.29
3 to 4 year	2.50	2.41
4 to 5 year	4.43	2.50
5 year onwards	95.59	83.76
Total	**116.97**	107.05

41. Related party disclosure

List of related party with whom transactions have taken place during the year along with the nature and volume of transaction is given below :

(A) Names of related parties and description of relationship:

1. Key Management Personnel

Name of Personnel	Designation
(i) Ashish Mangal	Managing Director
(ii) Shalu Mangal	Whole Time Director
(iii) Rahul Mangal	Director
(iv) Ashok Kumar Bhargava	Independent Director
(v) Saurav Gupta	Independent Director
(vi) Nehal Shrma	Independent Director
(vii) Sumer Singh Punia	Non Executive Director
(vill) Murari Lal Poddar	Chief Financial Officer
(ix) Honey Chordia	Company Secretary

2. Relatives of key management personnel

Name of Relative	Relationship
(i)Aditi Mangal	Daughter of Ashish Mangal

3. Enterprises over which key management personnel and relative of such personnel have significant influence

(i) Indokrates Private Limited
(ii) Dynamic Metal (Proprietorship)
(iii) Shiv Kripa Pipes Private Limited
(iv) Mangal Electrical Industries Private Limited

(B) Details of Transactions during the year with related parties :

S.No.	Related parties	Nature of Transactions during the year	For the year ended 31st March, 2021	For the year ended 31st March, 2020
1	Ashish Mangal	Remuneration	91.50	120.00
		Interest Paid	6.84	28.88
		Loan Taken	616.85	1,078.66
		Loan Repayment	781.58	1,519.08
2	Ashok Kumar Bhargava	Sitting Fees	1.30	1.80
3	Saurav Gupta	Sitting Fees	0.50	0.30
4	Nehal Sharma	Sitting Fees	0.50	-
5	Rahul Mangal	Loan Taken	1,519.08	1,069.54
		Loan Repayment	1,955.92	1,250.63
		Interest Paid	44.98	65.78
6	Shalu Mangal	Remuneration	39.75	51.00
		Loan Taken	41.50	175.00
		Interest Paid	2.88	2.89
		Loan Repayment	77.54	142.00
7	Aditi Mangal	Salary Paid	12.00	11.00
8	Indokrates Pvt Ltd	Rent Paid	1.20	1.20
		Interest Paid	1.95	2.29
9	Dynamic Metal	Annual maintenance charges paid	23.92	-
10	Shiv Kripa Pipes Pvt Ltd	Rent Paid	6.00	6.00
		Loan Taken	3.68	79.16
		Interest Paid	7.36	2.39
11	Mangal Electrical Industries Pvt Ltd	Purchase of Goods	0.20	-
		Sale of Goods	0.11	-
		Rent Received	4.25	4.25
12	Remuneration to KMPs other than Directors		23.22	23.59

(C) Balance at the year end

S.No.	Related parties	Nature of Transactions	As at 31st March, 2021	As at 31st March, 2020	As at 01st April, 2019
1	Ashish Mangal	Loan Payable	32.80	191.19	605.62
		Remuneration Payable	59.41	2.08	14.96
2	Rahul Mangal	Loan Payable	181.20	576.43	698.32
3	Shalu Mangal	Loan Payable	2.23	35.60	-
		Remuneration Payable	26.41	5.11	0.46
4	Aditi Mangal	Salary Payable	1.08	0.48	-
5	Indokrates Pvt Ltd	Rent Payable	3.29	2.82	1.88
		Loan Payable	22.92	21.11	19.05
6	Shiv Kripa Pipes Pvt Ltd	Rent Payable	-	-	15.22
		Loan Payable	91.80	81.30	-
7	Remuneration to KMPs other than Directors		2.16	1.51	1.79

42. Derivatives

(i) The company has entered in to various currency future contracts to hedge its risks associated with respect to currency fluctuation. The use of currency future contracts is governed by the company's strategy approved by the board of directors, which provides principles on the use of such future contracts consistent with the company risk management policy. The company does not use future contracts for speculative purpose.

(ii) Risk associated with fluctuation in the currency is minimized by hedging on future market. The result of currency hedging contracts, transactions are treated in profit & loss account as income or expenditure as the case may be.
(iii) Outstanding currency future contracts (USD) entered in to by the company as on 31.03.2021 is Nil (PY- Nil)

43. Corporate social responsibility expenditure

As per Section 135 of the Companies Act, 2013, a company, meeting the applicability threshold, needs to spend at least 2% of its average net profit for the immediately preceding three financial years on corporate social responsibility (CSR) activities.

Particulars	For the year ended 31st March, 2021	For the year ended 31st March, 2020
Average Net Profits of the Company for three immediate Preceding financial years (A)	2,264.47	1,877.52
Gross amount required to be spent by the company during the year i.e. 2% of (A)	45.29	37.55
Amount spent during the year on :		
(i) Expenditure on Construction/acquisition of any asset	23.10	29.00
(ii) On purpose other than (i) above	22.39	8.59
Total	**45.49**	**37.59**

44. Dividend

The Board of Directors have recommended a dividend of Rs. 0.25 per equity share (PY : Rs 0.25 per equity share), subject to approval of shareholders in annual general meeting for financial year 2020-21.

45. Disclosure as per Ind AS 108 - Operating Segments

The Company is engaged in the business of manufacturing of conductors and cables which widely include manufacturing of LV, MV and HV Power Cables, Aerial Bunched Cables, All Aluminium conductors, All Aluminium Alloy Conductor, Railway signaling cables etc. All other activities of the Company revolve around its main business. Accordingly, Management has identified the business as single operating segment. Accordingly, there is only one reportable segment for the company which is 'Conductors and Cables'. Hence, as per Ind AS 108, 'Operating Segments', no disclosures related to segments are presented.

46. Financial Risk Management

The Company's Financial Risk Management is an integral part of planning and execution of its business strategies. The Company's financial risk management is set by the Managing Board. The Company's prinicipal financial liabilities comprise borrowings, trade payables and other payables. The main purpose of these financial liabilities is to finance the company's operations. The company's principal financial assets include trade & other receivables, cash and cash equivalents, security deposits.

Company is exposed to following risk from the use of its financial instruments:

-Credit Risk

-Liquidity Risk

-Market Risk

(i) Credit risk management

Credit risk is the risk of financial loss to the Company if a customer or counterparty to a financial instrument fails to meet its contractual obligations resulting in a financial loss to the Company. Credit risk arises principally from trade receivables, loans & advances, cash & cash equivalents and deposits with banks and financial institutions.

Cash & Cash Equivalents & Other Financial assets:

The Company maintain its cash & cash equivalent in current account to meet the day to day requirements. Credit Risk on cash and cash equivalent, deposits with the banks/financial institutions is generally low as the said deposits have been made with the banks/ financial institutions who have been assigned high credit rating by international and domestic rating agencies.

The Company held cash and cash equivalents and other bank balances of INR 2263,26 Lakhs (As on 31 March, 2020 : 2106.09 Lakhs & As on 01 April, 2019 - Rs. 984.91 Lakhs).

Trade Receivables

Customer credit risk is managed by the Company through its established policies and procedures which involve setting up credit limits based on credit profiling of individual customers, credit approvals for enhancement of limits and regular monitoring of important developments viz. payment history, change in credit rating, regulatory changes, industry outlook etc. Outstanding receivables are regularly monitored and an impairment analysis is performed at each reporting date on an individual basis for each major customer. In addition, small customers are grouped into homogeneous groups and assessed for impairment collectively.

In accordance with Ind AS 109, the Company uses expected credit loss model to assess the impairment loss or reversal thereof and uses a provision matrix to compute the ECL allowance for trade receivables. In calculating ECL, Company also considers credit reports and other related credit information for their customers to estimate the probability of default in future and have taken into account estimates of possible effect from the COVID-19 pandemic.

Carrying amount of maximum credit risk as on reporting date

Particulars	As at 31st March 2021	As at 31st March 2020	As at 1st April 2019
Financial assets for which loss allowance is measured using Lifetime Expected Credit Loss			
Trade Receivables	13,016.82	15,227.13	15,462.77
Total	**13,016.82**	**15,227.13**	**15,462.77**

Movement of Allowance for expected credit losses

Particulars	Year ended 31st March 2021	Year ended 31st March 2020
Opening balance	204.25	177.11
Allowance created during the year	39.07	27.14
Amount written off	-	-
Closing Balance	**243.31**	**204.25**

Ageing of trade receivables

Particulars	As at 31st March 2021	As at 31st March 2020	As at 1st April 2019
Less than 6 months	10,440.19	11,737.30	14,510.66
more than 6 months	2,576.63	3,489.83	952.11
Total	**13,016.82**	**15,227.13**	**15,462.77**

(ii) Liquidity Risk Management

Liquidity risk is the risk that the Company will encounter difficulty in meeting the obligations associated with its financial liabilities that are settled by delivering cash or another financial asset. The Company's approach to managing liquidity is to ensure, as far as possible, that it will always have sufficient liquidity to meet its liabilities when due, under both normal and stressed conditions, without incurring unacceptable losses or risking damage to the Company's reputation.

The company manages liquidity risk by maintaining adequate cash and bank balances and access to undrawn committed borrowing facilities.

The table below summarises the maturity profile of the Company's financial liabilities based on contractual undiscounted payments:

Particulars	Less than 1 year	More than 1 years	Total
As at 31st March 2021			
Borrowings (inclusive of finance cost)	8,802.36	3,458.75	12,261.11
Lease Liabilities (inclusive of finance cost)	6.00	23.00	29.00
Trade Payables	5,082.77	-	5,082.77
Other Financial Liabilities	312.76	28.10	340.86
Total	**14,203.88**	**3,509.85**	**17,713.73**
As at 31st March 2020			
Borrowings (inclusive of finance cost)	7,624.15	5,368.05	12,992.20
Lease Liabilities (inclusive of finance cost)	6.00	29.00	35.00
Trade Payables	6,261.82	-	6,261.82
Other Financial Liabilities	169.90	24.08	193.98
Total	**14,061.87**	**5,421.13**	**19,483.00**
As at 1st April 2019			
Borrowings (inclusive of finance cost)	8,510.99	5,909.60	14,420.59
Lease Liabilities (inclusive of finance cost)	6.00	35.00	41.00
Trade Payables	5,741.57	-	5,741.57
Other Financial Liabilities	203.62	-	203.62
Total	**14,462.18**	**5,944.60**	**20,406.78**

(iii) Market Risk Management

Market risk is the risk of loss of future earnings, fair values or future cash flows that may result from a change in the price of a financial instrument. The value of a financial instrument may change as a result of changes in the interest rates, foreign currency exchange rates, commodity prices, equity prices and other market changes that affect market risk sensitive instruments. Market risk is attributable to all market risk sensitive financial instruments including investments and deposits, foreign currency receivables, payables and borrowings. The objective of market risk management is to manage and control market risk exposures within acceptable parameters, while optimising the return.

a) Interest Rate Risk

Interest rate risk is the risk that the fair value or future cash flows of a financial instrument will fluctuate because of changes in market interest rate. In order to optimize the Company's position with regards to interest income and interest expenses and to manage the interest rate risk, treasury performs a comprehensive corporate interest rate risk management by maximising the use of fixed rate instruments.

Interest Rate Exposure:

Particulars	As at 31st March 2021	As at 31st March 2020	As at 1st April 2019
A. Fixed Rate Borrowings			
Non current Borrowings	851.19	2,055.14	2,518.00
B. Floating Rate Borrowings			
Non current Borrowings	3,231.39	3,196.02	2,710.89
Current Borrowings	7,679.24	6,962.41	8,036.04
Total Borrowings	**11,761.82**	**12,213.58**	**13,264.93**

Sensitivity analysis:

A change in 50 basis point in interest rate at the reporting date would have increase/(decrease) Profit or Loss by the amount shown below. This analysis assumes that all other variables, remain constant.

Particulars		As at 31st March 2021	As at 31st March 2020	As at 1st April 2019
Interest rate - increase/decrease by 50 basis point	Increase	54.55	50.79	53.73
	Decrease	(54.55)	(50.79)	(53.73)

b) Foreign Currency risk

Foreign currency risk is the risk of impact related to fair value or future cash flows of an exposure in foreign currency, which fluctuate due to changes in foreign exchange rates. The Company is exposed to foreign currency risk on certain transactions that are denominated in a currency (primarily with respect to USD and EURO) other than entity's functional currency (INR), hence exposure to exchange rate fluctuations arises. The risk is that the functional currency value of cash flows will vary as a result of movements in exchange rates. The Company's exposure to foreign currency risk is nominal. The Company uses forward contracts, wherever required, to mitigate its risk from foreign currency fluctuations.

Derivative instruments and unhedged foreign currency exposure:

i) Derivative outstanding as at reporting date - Nil

ii) Particulars of unhedged foreign currency exposure as at the reporting date:

Outstanding Foreign currency exposure	Currency	As at 31st March 2021	As at 31st March 2020	As at 1st April 2019
Financial Asset				
Trade Receivables	USD	229.77	307.56	1,160.80
Advance to suppliers	EURO	-	639.71	-
Financial Liabilities				
Trade payables	USD	1,273.63	89.54	760.45
Trade payables	EURO	5.38	-	-
Borrowings	EURO	2,431.55	4,301.26	2,981.69
Borrowings	USD	3,552.37	1,742.92	4,135.45

Foreign currency sensitivity

1% increase or decrease in foreign exchanges rates will have the following impact on P&L:

Particulars	As at 31st March 2021	As at 31st March 2020	As at 1st April 2019
1% Appreciation in INR			
Impact on Equity	70.33	51.86	67.17
1% Depreciation in INR			
Impact on Equity	(70.33)	(51.86)	(67.17)

As at 31 March, 2021 Company does not have material exposure to listed or unlisted equity price risk.

47. Capital Management

For the purpose of Company's Capital Management, Capital includes issued equity share capital & Borrowings. The primary objective of Company's Capital Management is to maximize shareholder's value and to maintain an appropriate capital structure of debt and equity. The company manages it's capital structure and makes adjustments in the light of changes in economic environment and the requirements of financial covenants. The company manages it's capital using Debt to Equity Ratio which is Net Debt/Total Equity. Net Debt is total borrowing (Non-current and current) less cash and cash equivalent.

Particulars	As at 31st March 2021	As at 31st March 2020	As at 1st April 2019
Borrowings (Non-current and Current)	10,817.41	11,689.05	12,962.65
Current maturities of non current borrowings	944.41	524.53	302.28
Total Borrowings	**11,761.82**	**12,213.58**	**13,264.93**
Less: Cash and Cash Equivalents	(8.80)	(5.83)	(12.39)
Net Debt (a)	**11,753.02**	**12,207.75**	**13,252.54**
Total Equity (b)	**11,717.03**	**10,784.73**	**9,039.37**
Net Debt to Equity Ratio (a/b)	**1.00**	**1.13**	**1.47**

48. Disclosure as per Ind AS 113 - Fair Value Measurements

The Company uses the following hierarchy for determining and disclosing the fair value of financial instruments by valuation technique.

Level 1- Quoted (unadjusted) prices in active markets for identical assets or liabilities

Level 2- Other techniques for which all inputs that have a significant effect on the recorded fair value are observable, either directly or indirectly.

Level 3- Techniques that use inputs that have a significant effect on the recorded fair value that are not based on observable market data.

The carrying amounts of all the financial instruments mentioned in the table below are considered to be the same as their fair values due to the short term maturities or payable/receivable on demand and are classified as Level 3 in the fair value hierarchy

There have been no transfers between Level 1, Level 2 and Level 3 during the period.

Financial Instruments by category

Particulars	As at 31st March 2021	As at 31st March 2020	As at 1st April 2019
Financial Assets at amortised cost			
Trade receivables	12,773.51	15,022.89	15,285.67
Cash and cash equivalents	8.80	5.83	12.39
Bank Balances other than cash & cash equivalents	2,254.46	2,123.01	1,872.72
Loans	251.29	416.70	251.45
Other Financial Assets	67.02	29.83	25.31
Total Financial Assets	**15,355.09**	**17,598.26**	**17,447.54**
Financial Liabilities at amortised cost			
Borrowings	10,817.41	11,689.05	12,962.65
Trade Payables	5,082.77	6,261.82	5,741.57
Lease Liabilities	19.04	22.92	26.44
Other Financial Liabilities	1,290.99	745.22	548.78
Total Financial Liabilities	**17,210.21**	**18,719.01**	**19,279.44**

49. First Time Adoption of Ind AS (Ind AS 101)

I. Basis of Preparation

These are the Company's first financial statements in accordance with Ind AS. For periods up to and including the year ended 31 March 2020, the Company prepared its financial statements in accordance with previous Generally Accepted Accounting Principles (GAAP) in India, including accounting standards notified under the Companies (Accounting Standards) Rules, 2006 (as amended). The effective date for Company's Ind AS Opening Balance Sheet is 1 April 2019 (the date of transition to Ind AS).

The accounting policies set out in Note 1 have been applied in preparing the financial statements for the year ended 31st March 2021, the comparative information presented in these financial statements for the year ended 31 March 2020 and in the preparation of an opening Ind AS Balance Sheet at 1 April 2019 (the Company's date of transition). According to Ind AS 101, the first Ind AS financial statements must use recognition and measurement principles that are based on standards and interpretations that are effective at 31 March 2021, the date of first-time preparation of financial statements according to Ind AS. These accounting principles and measurement principles must be applied retrospectively to the date of transition to Ind AS and for all periods presented within the first Ind AS financial statements. This note explains the principal adjustments made by the Company in restating its previous GAAP financial statements, including the balance sheet as at April 01, 2019 and the financial statements as at and for the year ended March 31, 2020 and how the transition from Previous GAAP to Ind AS has affected the Company's financial position, financial performance and cash flows.

II. Optional exemptions availed and mandatory exceptions

In the Ind AS Opening Balance Sheet as at 1 April 2019, the carrying amounts of assets and liabilities from the previous GAAP as at 31 March 2019 are generally recognized and measured according to Ind AS in effect as on 31 March 2021. However for certain individual cases, Ind AS 101 provides for optional exemptions and mandatory exceptions to the general principles of retrospective application of Ind AS. The Company has made use of the following exemptions and exceptions in preparing its Ind AS Opening Balance Sheet :

Ind AS 101 provides for optional exemptions and mandatory exceptions to the general principles of retrospective application of Ind AS.

Ind AS Optional Exemptions

(a) Deemed cost for property, plant and equipment and intangible assets:

Ind AS 101 permits a first-time adopter to elect to continue with the carrying value for all of its property, plant and equipment and intangible assets as recognised in the financial statements as at the date of transition to Ind AS, measured as per the previous GAAP and use that as its deemed cost as at the date of transition after making necessary adjustments for de-commissioning liabilities, if any. The Company has elected to continue with the carrying value of all of its property, plant and equipment and intangible assets as recognised as of April 01, 2019 (transition date) measured as per the previous GAAP and use that carrying value as its deemed cost as of the transition date.

(b) Borrowings

Ind AS 101 permits that if it is impracticable for an entity to apply retrospectively the effective interest method in Ind AS 109 'Financial Instruments', the fair value of the financial liability at the date of transition to Ind AS shall be the new amortised cost of that financial liability at the date of transition to Ind AS. Accordingly company has elected to apply this exemption.

(c) Derecognition of financial assets and financial liabilities

As per Ind AS 101. para B2, a first-time adopter shall apply the derecognition requirements in Ind AS 109 prospectively for transactions occurring on or after the date of transition to Ind ASs.

(d) Fair Value of Financials Liabilities

As per Ind AS 109, the Company is required to measure financial liabilities at fair value on initial recognition, and account for the difference between fair value and transaction price as a gain/loss. The Company has elected to apply the exemption provided in Ind AS 101 to apply these requirements prospectively to transactions entered into after the date of transition.

(e) Estimates

An entity's estimates in accordance with Ind AS at the date of transition to Ind AS shall be consistent with estimates made for the same date in accordance with previous GAAP (after adjustments to reflect any difference in accounting policies), unless there is objective evidence that those estimates were in error. Ind AS estimates as at 1 April 2019 are consistent with the estimates as at the same date made in conformity with previous GAAP. The Company made estimates for following items in accordance with Ind AS at the date of transition as these were not required/made under previous GAAP:

- Impairment of financial assets based on expected credit loss model."

(f) Classification and measurement of financial assets

Ind AS 101 requires an entity to assess classification and measurement of financial assets, on the basis of the facts and circumstances that exist at the transition date to Ind AS. Certain assets were reclassified to comply with Ind AS 109 and certain assets were recognised as per Ind AS 109 requirement (financial guarantee to related party).

(g) Lease - Right of use

The company recognised property taken on long term leases as right to use asset in the balance sheet as on transition date. The equivalent amount is booked as lease liability on the transition date. The asset is amortised over lease period and interest cost is booked as per Ind AS 116 - 'Leases'.

III. Reconciliation of Balance Sheet as at 31st March, 2020 and 1 April, 2019

Particulars	Note No	As per Previous GAAP 1 April, 2019	Ind AS Adjustments	As per Ind AS 1 April, 2019	As per Previous GAAP 31 March, 2020	Ind AS Adjustments	As per Ind AS 31 March, 2020
I. ASSETS							
(1) Non-Current Assets							
(a) Property, Plant and Equipment	II(a)	5,750.40	29.62	5,780.02	5,566.56	25.28	5,591.84
(b) Intangible Assets	II(a)	21.42	0.00	21.42	14.27	-	14.27
(c) Financial Assets							
(i) Loans	II(f)	109.87	(33.61)	76.26	182.26	(43.43)	138.83
(ii) Bank deposits	II(f)	-	900.20	900.20	-	22.74	22.74
(d) Other Non Current Assets	II(f)	900.83	(866.59)	34.24	23.37	44.33	67.70
Total Non Current Assets		**6,782.51**	**29.62**	**6,812.13**	**5,786.46**	**48.93**	**5,835.39**
(2) Current Assets							
(a) Inventories		5,019.67	-	5,019.67	5,284.79	0.00	5,284.79
(b) Financial Assets							
(i) Trade Receivables	II(e)	15,462.77	(177.11)	15,285.67	15,227.14	(204.25)	15,022.89
(ii) Cash and Cash Equivalents	II(f)	984.92	(972.53)	12.39	2,106.09	(2,100.27)	5.83
(iii) Bank balances other than cash & cash equivalents	II(f)	-	972.53	972.53	-	2,100.27	2,100.27
(iv) Loans	II(f)	175.19	-	175.19	1,548.81	(1,270.93)	277.88
(iv) other financial assets	II(f)	-	25.31	25.31	-	29.83	29.83
(c) Other Current Assets	II(f)	767.09	(25.32)	741.77	148.57	1,241.11	1,389.68
Total Current Assets		**22,409.65**	**(177.12)**	**22,232.53**	**24,315.40**	**(204.24)**	**24,111.16**
Total Assets		**29,192.15**	**(147.50)**	**29,044.66**	**30,101.87**	**(155.32)**	**29,946.55**

Particulars	Note No	As per Previous GAAP 1 April, 2019	Ind AS Adjustments	As per Ind AS 1 April, 2019	As per Previous GAAP 31 March, 2020	Ind AS Adjustments	As per Ind AS 31 March, 2020
II. EQUITY AND LIABILITIES							
(1) Equity							
(a) Equity Share capital		2,201.40	-	2,201.40	2,201.40	-	2,201.40
(b) Other Equity	II(e)	6,970.50	(132.53)	6,837.97	8,736.37	(153.04)	8,583.33
Total Equity		**9,171.90**	**(132.53)**	**9,039.37**	**10,937.77**	**(153.04)**	**10,784.73**
(2) Liabilities							
(A) Non-current liabilities							
(a) Financial Liabilities							
(i) Borrowings		4,926.61	-	4,926.61	4,726.64	-	4,726.64
(ii) Lease Liabilities	II(g)	-	26.44	26.44	-	22.92	22.92
(iii) Other Financial Liabilities	II(f)	12.61	(12.61)	-	12.61	10.08	22.70
(b) Provisions		67.07	-	67.07	100.71	-	100.71
(c) Deferred Tax Liabilities	VI(a)	208.39	(44.58)	163.82	87.11	(51.42)	35.70
Total Non Current Liabilities		**5,214.69**	**(30.75)**	**5,183.93**	**4,927.07**	**(18.41)**	**4,908.66**
(B) Current liabilities							
(a) Financial Liabilities							
(i) Borrowings		8,036.04	0.01	8,036.04	6,962.41	-	6,962.41
(ii) Trade Payables							
Total Outstanding dues of Micro Enterprises and Small Enterprises		1,212.98	-	1,212.98	833.04	(19.47)	813.58
Total Outstanding dues of Creditors other than Micro Enterprises and Small Enterprises		4,528.59	-	4,528.59	5,428.78	19.47	5,448.25
(ii) Other Financial Liabilities		375.12	173.66	548.78	-	722.52	722.52
(b) Provisions	II(e)	330.55	(166.11)	164.43	6.34	293.71	300.05
(c) Other Current Liabilities	II(f)	322.30	(318.02)	4.27	1,006.45	(1,000.10)	6.34
(d) Current tax liabilities (net)	II(f)	-	326.27	326.27	-	-	-
Total Current Liabilities		**14,805.57**	**15.80**	**14,821.37**	**14,237.02**	**16.13**	**14,253.15**
Total Equity and Liabilities		**29,192.16**	**(147.48)**	**29,044.67**	**30,101.87**	**(155.32)**	**29,946.54**

*Balances as per Previous GAAP have been reclassified/regrouped to match with Ind AS classification.

IV. Reconciliation of total Equity as at 31 March, 2020 and 1 April, 2019

Particulars	Note No	As at 31st March 2020	As at 1st April 2019
Total Equity (shareholder's fund) as per previous GAAP		10,937.77	9,171.90
Adjustments :			
Net (income)/expense against financial lease	II(g)	(1.15)	-
Net (income)/expense against financial guarantee obligation	II(f)	0.95	-
Provision as per expected credit loss (Net of taxes)	II(e)	(152.84)	(132.53)
Total Equity as per Ind AS		**10,784.73**	**9,039.37**

V. Reconciliation of Total Comprehensive Income for the year ended 31 March, 2020

Particulars	Note No	Year ended 31st March 2020
Net Profit under Previous GAAP (After Tax)		**1,832.23**
Add/(less) adjustments for Ind AS:		
Actuarial Gain/Loss on defined benefit plan recognsied in other comprehensive income (Net of taxes)	VI(b)	10.98
Net (income)/expense against financial lease	II(g)	(1.15)
Net (income)/expense against financial guarantee obligation	II(f)	0.95
Provision as per expected credit loss (Net of taxes)	II(e)	(20.31)
Net Profit under Ind AS (After Tax)		**1,822.69**
Other Comprehensive Income		
Actuarial Gain/(Loss) on Defined Benefit Plan recognised in OCI (Net of Tax)	VI(b)	(10.98)
Total Comprehensive Income as per Ind AS		**1,811.71**

VI. Notes to the reconciliation of equity as at April 1, 2019 and March 31, 2020 and total comprehensive income for the year ended March 31, 2020

a) Deferred Tax

Indian GAAP requires deferred tax accounting using the income statement approach, which focuses on differences between taxable profits and accounting profits for the period. Ind AS 12-Income Taxes requires entities to account for deferred taxes using the balance sheet approach, which focuses on temporary differences between the carrying amount of asset or liability in the balance sheet and its corresponding tax base. The application of Ind AS 12 approach has resulted in recognition of deferred tax on new temporary differences which was not required under Indian GAAP.

In addition, the various transitional adjustments lead to temporary differences. According to the accounting policies, the Company has to account for such differences. Deferred tax adjustments are recognized in correlation to the underlying transaction either in retained earnings or as separate component of equity.

b) Actuarial Loss/(Gain) on Defined Benefit Plan Recognised in OCI (Net of Tax)

Both under Indian GAAP and IND AS, the company recognized costs related to its post employment defined benefits plan on an actuarial basis. Under Indian GAAP the entire cost including actuarial gain/loss are charged to profit or loss. Under IND AS, remeasurements are recognized in Other Comprehensive Income. As a result profit for the year ended 31st March 2020 has decreased by 10.97 Lakhs (net of tax) with corresponding increase in Other Comprehensive Income during the year.

c) Other Equity

Retained earnings as at 1st April 2019 & 31 March 2020 has been adjusted consequent to the above Ind AS transition adjustments. Refer 'Reconciliation of total equity as at 31st March 2020 and 1st April 2019 as given above for details.

d) Other Comprehensive income

Under previous GAAP, the Company has not presented other comprehensive income (OCI) separately. Items that have been reclassified from statement of profit and loss to other comprehensive income includes remeasurement of defined benefit plans. Hence, previous GAAP profit or loss is reconciled to total comprehensive income as per Ind AS.

e) Certain amount of Cash and cash equivalents has been reclassified to Other Bank Balances and Other Non-Current Financial Assets in accordance with Ind AS 7- Statement of Cash Flows and Division II of Schedule III of Companies Act, 2013.

50. In view of Lockdown across the country due to COVID 19 pandemic the company's operations for the period ended 31.03.2021 were affected and are not comparable with those of previous/corresponding period. The Company has made a detailed assessment of its liquidity position, recoverability and carrying value of its assets as at the reporting date and has concluded that there are no material adjustment required in the financial results. Management believes that it has taken into account all the possible impact of known event and economic forecast based on internal and external source of information arising from COVID 19 pandemic while making such assessment in the preparation of financial results.

51. Code on social Security

The Code on Social Security, 2020 ('code') relating to employee benefits, during employment and post-employment, received Presidential assent on September 28, 2020. The Ministry of Labour and Employment has released draft rules for the Code on Social Security, 2020 on November 13, 2020, and has invited suggestions from stakeholders. The Company will assess the impact on its financial statements in the period in which the related rules to determine the financial impact are notified and the Code becomes effective.

52. The previous year figures have been regrouped/reclassified, wherever necessary to conform to the current presentation as per the schedule III of the Companies Act, 2013

As per our report of even date

For M/s Madhukar Garg & Co.
Chartered Accountants
(Firm's Reg. No.000866C)

Sunil Shukla
Partner
M.No. 071179
Date : 09th June, 2021
Place : Jaipur

For & on behalf of Board of Directors

Ashish Mangal	**Rahul Mangal**
Managing Director	**Chairman**
DIN 00432213	**DIN 01591411**
Honey Chordia	**Murari Lal Poddar**
Company Secretary	**Chief Financial Officer**

NOTICE

Notice is hereby given that the 14th Annual General Meeting ("AGM/Meeting") of Dynamic Cables Limited will be held on Monday, September 06, 2021 at 04:00 P.M. through video conferencing ("VC") or other audio visual means ("OAVM") to transact the following business:

ORDINARY BUSINESS:

1. To adopt the audited Financial Statements of the company for the year ended on March 31, 2021, and the reports of the Auditors and Board of Directors thereon.
2. To appoint a director in place of Mrs. Shalu Mangal (DIN: 00432482), who retires by rotation and being eligible, offers herself for re-appointment.
3. To declare final dividend of Rs. 0.25/- per equity share for the financial year ended March 31, 2021.

SPECIAL BUSINESS:

4. To ratify the remuneration of Cost Auditors for the financial year ending March 31, 2022 and in this regard, to consider and if thought fit, to pass the following resolution as an Ordinary Resolution:

"**RESOLVED THAT** pursuant to the provisions of Section 148 and other applicable provisions, if any, of the Companies Act, 2013 read with the Companies (Audit and Auditors) Rules, 2014 and the Companies (Cost Records and Audit) Rules, 2014 (including any statutory modification(s) or re-enactment(s) thereof for the time being in force) the payment of remuneration of Rs. 20,000/- (Rupees Twenty Thousand only) plus applicable taxes, and reimbursement of out of pocket expenses (at actuals) incurred for the purpose of audit, to be paid to M/s Maharwal & Associates, Cost Auditors (FRN: 1015566), Jaipur who were re-appointed by the Board of Directors as "Cost Auditors" to conduct the audit of cost records maintained by the Company for the financial year 2021-22, be and is hereby ratified and approved.

RESOLVED FURTHER THAT the Board of Directors of the Company be and is hereby authorized to do all such acts, deeds, matters and things and take all such steps as may be necessary, proper or expedient to give effect to this resolution."

5. To appoint Mr. Sumer Singh Punia (DIN: 08393562) as Director (Non-Executive), and in this regard, to consider and if thought fit, to pass the following resolution as an Ordinary Resolution:

"**RESOLVED THAT** pursuant to the provisions of Sections 149,152 and any other applicable provisions, if any, of the Companies Act, 2013 read with the Companies (Appointment and Qualification of Directors) Rules, 2014 and the Securities and Exchange Board of India (Listing Obligations and Disclosure Requirements) Regulations, 2015 (including any statutory modification(s) or re-enactment(s) thereof for the time being in force), Mr. Sumer Singh Punia (DIN: 08393562), who was appointed by the Board of Directors as an Additional Director (Non-Executive) of the Company with effect from February 13, 2021 pursuant to the provisions of section 161(1) of the Act, and who holds office up to the date of this Annual General Meeting and in respect of whom the Company has received a Notice in writing under Section 160 of the Act from a member proposing his candidature for the office of Director, be and is hereby appointed as Director (Non-Executive) of the Company, liable to retire by rotation.

RESOLVED FURTHER THAT the Board of Directors of the Company be and is hereby authorized to do all such acts, deeds, matters and things and take all such steps as may be necessary, proper or expedient to give effect to this resolution."

Place: Jaipur
Date: August 08, 2021

By order of the Board of Directors
For Dynamic Cables Limited

Ashish Mangal
Managing Director
(DIN: 00432213)

Registered Office:
F-260, Road No. 13, VKI Area, Jaipur 302013
(Rajasthan)

NOTES:

1. An Explanatory Statement pursuant to Section 102 of the Companies Act, 2013 ("the Act") setting out material facts concerning the Special business under Item No. 4 and 5 of the Notice, is annexed hereto. The relevant details as required under Regulation 36(3) of Securities and Exchange Board of India (Listing Obligations and Disclosure Requirements) Regulations, 2015 ("Listing Regulations") and Secretarial Standard on General Meetings issued by the Institute of Company Secretaries of India ("Secretarial Standard") of the person seeking appointment / re-appointment under Item No. 2 & 5 of the Notice, is also annexed.

2. In view of the continuing COVID-19 pandemic, the Ministry of Corporate Affairs ("MCA") has vide its circular nos. 14/2020 and 17/2020 dated April 8, 2020 and April 13, 2020 respectively, in relation to "Clarification on passing of ordinary and special resolutions by companies under the Act and the rules made thereunder on account of the threat posed by Covid-19", circular no. 20/2020 dated May 5, 2020 in relation to "Clarification on holding of annual general meeting (AGM) through video conferencing (VC) or other audio visual means (OAVM)" and Circular no. 02/2021 dated January 13, 2021 in relation to "Clarification on holding of annual general meeting (AGM) through video conferencing (VC) or other audio visual means (OAVM)" (collectively referred to as "MCA Circulars") and Securities and Exchange Board of India ("SEBI") vide its circular no. SEBI/HO/CFD/CMD1/CIR/P/2020/79 dated May 12, 2020 in relation to "Additional relaxation in relation to compliance with certain provisions of SEBI (Listing Obligations and Disclosure Requirements) Regulations 2015 – Covid-19 pandemic" and circular no. SEBI/HO/CFD/CMD2/CIR/P/2021/11 dated January 15, 2021 in relation to "Relaxation from compliance with certain provisions of the SEBI (Listing Obligations and Disclosure Requirements) Regulations, 2015 due to the CoVID -19 pandemic" (collectively referred to as "SEBI Circulars") permitted the holding of the Annual General Meeting ("AGM") through VC / OAVM, without the physical presence of the Members at a common venue. In compliance with the MCA Circulars and SEBI Circulars, the AGM of the members of the Company is being held through VC / OAVM. The registered office of the Company shall be deemed to be the venue for the AGM.

3. Members attending the meeting through VC / OAVM shall be counted for the purpose of reckoning the quorum under Section 103 of the Act

4. Since, the AGM is being held in accordance with the Circulars through Video Conferencing (VC) / Other Audio Visual Means (OAVM), the facility for appointment of proxies by the members will not be available.

5. Members of the Company under the category of Institutional Investors are encouraged to attend and vote at the AGM through VC/OAVM. Corporate members intending to authorize their representatives to participate and vote at the meeting are requested to send a certified copy of the Board resolution / authorization letter to the Company or upload on the VC portal / e-voting portal.

6. Members are informed that in case of joint holders attending the meeting, only such joint holder who is higher in the order of the names will be entitled to vote.

7. The Register of Directors and Key Managerial Personnel and their shareholding, maintained under section 170 of the Act, and the Register of Contracts or Arrangements in which the directors are interested, maintained under section 189 of the Act, will be available electronically for inspection by the members during the AGM. All documents referred to in the Notice will also be available for electronic inspection without any fee by the members from the date of circulation of this Notice up to the date of AGM, i.e. Monday, September 06, 2021. Members seeking to inspect such documents can send an email to cs@dynamiccables.co.in

8. The Notice is being electronically sent to all the members of the Company, whose name appear on the Register of Members/List of Beneficial Owners, as received from the Depositories on Friday, August 13, 2021 and who have registered their e-mail addresses with the Company and/ or with the Depositories. It is however, clarified that all the persons who are members of the Company as on Monday, August 30, 2021 (including those members who may not have received this Notice due to non- registration of their e-mail IDs with the Company or the Depositories) shall be entitled to vote in relation to the resolutions specified in this Notice.

9. Members whose shareholding is in electronic mode are requested to direct notifications about change of address and updates about bank account details to their respective depository participant(s) (DPs). Members whose shareholding is in physical mode are requested to opt for the Electronic Clearing System (ECS) mode to receive dividend on time in line with the Circulars. We urge members to utilize the ECS for receiving dividends.

10. The Register of Members and Share Transfer Books will remain closed from Tuesday, August 31, 2021 to Monday, September 06, 2021 (both days inclusive) for the purpose of 14th AGM for determining the entitlement of the shareholders to the dividend, if declared at the AGM.

11. Subject to the provisions of the Act, dividend as recommended by the Board, if declared at the meeting, will be paid within a period of 30 days from the date of declaration, to those members whose names appear in the Register of Members as on Monday, August 30, 2021. The recommended final dividend for Financial Year 2020-21 is Rs. 0.25 per equity share.

12. Dividend on Equity shares as recommended by the Board of Directors for the year ended March 31, 2021, if approved at the Meeting, will be payable to those members who hold shares of the company based on the beneficial ownership details to be received from National Securities Depository Limited and Central Depository Services (India) Limited as at the Monday, August 30, 2021. Your dividend warrant/demand drafts/cheques is valid for payment by the Company's Bankers for three months from the date of issue. Thereafter, please contact our Registrar and Share Transfer Agent, M/s Bigshare Services Private Limited, Bharat Tin Works Building, 1st Floor Opp. Vasant Oasis, Makwana Road, Next to Keys Hotel Marol, Andheri East, Mumbai 400059, Maharashtra Tel No: + 91-22-6263 8200, Fax: +91-22-6263 8299, Email: investor@bigshareonline.com for revalidation of the warrants/demand drafts/cheques

13. Members wishing to claim dividends that remain unclaimed are requested to correspond with the RTA as mentioned above, or with the Company Secretary, at the Company's registered office or at cs@dynamiccables.co.in. Members are requested to note that dividends that are not claimed within seven years from the date of transfer to the Company's Unpaid Dividend Account, will be transferred to the Investor Education and Protection Fund ("IEPF"). Shares on which dividend remains unclaimed for seven consecutive years shall be transferred to IEPF as per Section 124 of the Act, read with applicable IEPF rules.

14. The Securities and Exchange Board of India (SEBI) has mandated the submission of Permanent Account Number (PAN) by every participant in securities market. Members holding shares in electronic form are, therefore requested to submit their PAN and bank account details to their Depository Participant(s) with whom they are maintaining their de-mat accounts and members holding shares in physical form to the Company/ RTA.

15. Pursuant to Finance Act 2020, dividend income is taxable in the hands of shareholders w.e.f. April 1, 2020 and the Company is required to deduct tax at source from dividend paid to shareholders at the prescribed rates. For the prescribed rates for various categories, please refer to the Finance Act, 2020 and the amendments thereof. The shareholders are requested to update their PAN with the DP (if shares held in electronic form).

    A Resident individual shareholder with PAN and who is not liable to pay income tax can submit a yearly declaration in Form No. 15G / 15H, to avail the benefit of non-deduction of tax at source by e-mail to accounts@dynamiccables.co.in. Shareholders are requested to note that in case their PAN is not registered, the tax will be deducted at a higher rate of 20%. Non-resident shareholders [including Foreign Institutional Investors (FIIs) / Foreign Portfolio Investors(FPIs)] can avail beneficial rates under tax treaty between India and their country of tax residence, subject to providing necessary documents i.e. No Permanent Establishment and Beneficial Ownership Declaration, Tax Residency Certificate, Form 10F, any other document which may be required to avail the tax treaty benefits. For this purpose the shareholder may submit the above documents (PDF / JPG Format) by e-mail to accounts@dynamiccables.co.in. The aforesaid declarations and documents need to be submitted by the shareholders by August 15, 2021.

16. The Members, who have not registered their email address so far, are requested to register their e-mail address with your depository participant for receiving all communications including Annual Report, Notices, Circulars, etc. from the Company electronically.

17. Non Resident Indian Members are requested to inform RTA of the Company any change in their residential status on return to India for permanent settlement, particulars of their bank account maintained in India with complete name, branch account type, account number and address of the bank with pin code number, if not furnished earlier.

18. In compliance with MCA Circulars, the Company is pleased to offer remote e-voting facility to the members to enable them to cast their votes electronically from a place other than the venue of the AGM ('Remote E-voting') on all resolutions set forth in this Notice as well as online voting on the date of the AGM. For this purpose, the Company has signed an agreement with the Central Depository Services (India) Limited ("CDSL") for facilitating e-voting.

19. The Remote e-voting period would begin on Thursday, September 02, 2021 at 9 A.M. to Sunday, September 05, 2021 till 5 P.M. During this period, members of the Company, holding shares either in physical form or in dematerialized form, as on the cut-off date (record date) i.e. Monday, August 30, 2021 may cast their vote electronically. The e-voting module shall be disabled by CDSL for voting thereafter. Once the vote on a resolution is casted by the shareholder, the shareholder shall not be allowed to change it subsequently.

20. A person who has acquired shares & become a member of the company after the dispatch of notice of AGM & holding shares as of cut-off date, may obtain the login ID & password by sending a request at helpdesk.evoting@cdslindia.com. However, if the person is already registered with CDSL for remote e-voting then the existing user ID & password can be used for casting vote.

21. CS Manoj Maheshwari, Practicing Company Secretary, Jaipur (FCS 3355) partner of M/s V. M. & Associates has been appointed as a scrutinizer for the conduct of remote e-voting and polling/e-voting at AGM process in a fair and transparent manner at 14th AGM.

22. Electronic copy of the Notice convening the 14th AGM of the Company, Annual Report are being sent to members who have registered their e-mail ids with the Company/Depository Participant(s).

23. On account of the threat posed by COVID-19 and in terms of the MCA Circulars, the Company will send the Annual report and AGM notice in electronic form only. The hard copy of Annual Report and AGM notice along with annexures will not be sent to the members in accordance with the requirements specified under the MCA Circulars.

24. The final Results including the Remote E-voting and E-voting during the AGM shall be declared within two working days from the conclusion of the AGM. The final results along with the Scrutinizers' report shall be placed on the company's website www.dynamiccables.co.in immediately after the result is declared and also on the website of CDSL at www.evotingindia.com and shall be communicated simultaneously to the concerned Stock Exchange.

25. In case of any queries you may refer the Frequently Asked questions (FAQs) for shareholders and e-voting user manual for Shareholders available at the help section of www.evotingindia.com or write an email to helpdesk.evoting@cdslindia.com

26. Deemed Venue for the AGM will be the registered office of the Company situated at F-260, Road No.13, VKI Area, Jaipur -302013 (Rajasthan).

27. Instructions for members for attending the AGM through VC/OVAM are as below:

Process for E-voting:

The Company has signed an agreement with Central Depository Services (India) Limited ("CDSL") for facilitating e-voting to enable the Members to cast their vote electronically.

THE INTRUCTIONS FOR SHAREHOLDERS FOR REMOTE E-VOTING ARE AS UNDER:

(i) The voting period begins on Thursday, September 02, 2021 at 9 A.M. to Sunday, September 05, 2021 till 5 P.M. During this period shareholders' of the Company, holding shares either in physical form or in dematerialized form, as on the cut-off date (record date) of Monday, August 30, 2021 may cast their vote electronically. The e-voting module shall be disabled by CDSL for voting thereafter.

(ii) Shareholders who have already voted prior to the meeting date would not be entitled to vote at the meeting.

(iii) The shareholders should log on to the e-voting website www.evotingindia.com.

(iv) Click on "Shareholders" module.

(v) Now enter your User ID

a. For CDSL: 16 digits beneficiary ID,
b. For NSDL: 8 Character DP ID followed by 8 Digits Client ID,
c. Shareholders holding shares in Physical Form should enter Folio Number registered with the Company.
OR

Alternatively, if you are registered for CDSL's EASI/EASIEST e-services, you can log-in at https://www.cdslindia.com from Login - Myeasi using your login credentials. Once you successfully log-in to CDSL's EASI/EASIEST e-services, click on e-Voting option and proceed directly to cast your vote electronically.

(vi) Next enter the Image Verification as displayed and Click on Login.

(vii) If you have voted earlier though e-voting for any company, then your existing password is to be used.

(viii) If you are a first time user follow the steps given below:

	For Shareholders holding shares in Demat Form and Physical Form
PAN	Enter your 10 digit alpha-numeric *PAN issued by Income Tax Department • Shareholders who have not updated their PAN with the Company/Depository Participant are requested to use the sequence number sent by Company/RTA or contact Company/RTA.
Dividend Bank Details OR Date of Birth (DOB)	Enter the Dividend Bank Details or Date of Birth (in dd/mm/yyyy format) as recorded in your demat account or in the company records in order to login. • If both the details are not recorded with the depository or company please enter the member id / folio number in the Dividend Bank details field as mentioned in instruction (v).

(ix) After entering these details appropriately, click on "SUBMIT" tab.

(x) Click on the EVSN for the relevant Dynamic Cables Limited on which you choose to vote.

(xi) On the voting page, you will see "RESOLUTION DESCRIPTION" and against the same the option "YES/NO" for voting. Select the option YES or NO as desired. The option YES implies that you assent to the Resolution and option NO implies that you dissent to the Resolution.

(xii) Click on the "RESOLUTIONS FILE LINK" if you wish to view the entire Resolution details.

(xiii) After selecting the resolution you have decided to vote on, click on "SUBMIT". A confirmation box will be displayed. If you wish to confirm your vote, click on "OK", else to change your vote, click on "CANCEL" and accordingly modify your vote.

(xiv) Once you "CONFIRM" your vote on the resolution, you will not be allowed to modify your vote.

(xv) You can also take a print of the votes cast by clicking on "Click here to print" option on the Voting page.

(xvi) If a demat account holder has forgotten the login password then Enter the User ID and the image verification code and click on Forgot Password & enter the details as prompted by the system.

(xvii) Shareholders can also cast their vote using CDSL's mobile app "m-Voting". The m-Voting app can be downloaded from respective Store. Please follow the instructions as prompted by the mobile app while Remote Voting on your mobile.

PROCESS FOR THOSE SHAREHOLDERS WHO'S EMAIL ADDRESSES ARE NOT REGISTERED WITH THE DEPOSITORIES FOR OBTAINING LOGIN CREDENTIALS FOR E-VOTING FOR THE RESOLUTIONS PROPOSED IN THIS NOTICE:

Please provide Demat account details (CDSL-16 digit beneficiary ID or NSDL-16 digit DPID + CLID), Name, client master or copy of Consolidated Account statement, PAN (self-attested scanned copy of PAN card), AADHAR (self-attested scanned copy of Aadhar Card) to Company at cs@dyanamiccables.co.in /RTA at investor@bigshareonline.com

FOR SHAREHOLDERS ATTENDING THE AGM THROUGH VC/OAVM ARE AS UNDER:

1. Shareholder will be provided with a facility to attend the AGM through VC/OAVM through the CDSL e-Voting system. Shareholders may access the same at https://www.evotingindia.com under shareholders/members login by using the remote e-voting credentials. The link for VC/OAVM will be available in shareholder/members login where the EVSN of Company will be displayed.

2. Shareholders are encouraged to join the Meeting through Laptops / IPads for better experience.

3. Further shareholders will be required to allow Camera and use Internet with a good speed to avoid any disturbance during the meeting.

4. Please note that Participants Connecting from Mobile Devices or Tablets or through Laptop connecting via Mobile Hotspot may experience Audio/Video loss due to Fluctuation in their respective network. It is therefore recommended to use Stable Wi-Fi or LAN Connection to mitigate any kind of aforesaid glitches.

5. Shareholders who would like to express their views/ask questions during the meeting may register themselves as a speaker by sending their request in advance by August 20, 2021 mentioning their name, demat account number/folio number, email id, mobile number at cs@dynamiccables.co.in The shareholders who do not wish to speak during the AGM but have queries may send their queries in advance by August 20, 2021 to meeting mentioning their name, demat account number/folio number, email id, mobile number at cs@dynamiccables.co.in These queries will be replied to by the company suitably by email.

6. Those shareholders who have registered themselves as a speaker will only be allowed to express their views/ask questions during the meeting.

INSTRUCTIONS FOR SHAREHOLDERS FOR E-VOTING DURING THE AGM ARE AS UNDER:-

1. The procedure for e-Voting on the day of the AGM is same as the instructions mentioned above for Remote e-voting.

2. Only those shareholders, who are present in the AGM through VC/OAVM facility and have not casted their vote on the Resolutions through remote e-Voting and are otherwise not barred from doing so, shall be eligible to vote through e-Voting system available during the EGM/AGM.

3. If any Votes are cast by the shareholders through the e-voting available during the AGM and if the same shareholders have not participated in the meeting through VC/OAVM facility , then the votes cast by such shareholders shall be considered invalid as the facility of e-voting during the meeting is available only to the shareholders attending the meeting.

4. Shareholders who have voted through Remote e-Voting will be eligible to attend the AGM. However, they will not be eligible to vote at the AGM.

NOTE FOR NON – INDIVIDUAL SHAREHOLDERS AND CUSTODIANS

1. Non-Individual shareholders (i.e. other than Individuals, HUF, NRI etc.) and Custodians are required to log on to www.evotingindia.com and register themselves in the "Corporates" module.

2. A scanned copy of the Registration Form bearing the stamp and sign of the entity should be emailed to helpdesk.evoting@cdslindia.com.

3. After receiving the login details a Compliance User should be created using the admin login and password. The Compliance User would be able to link the account(s) for which they wish to vote on.

4. The list of accounts linked in the login should be mailed to helpdesk.evoting@cdslindia.com and on approval of the accounts they would be able to cast their vote.

5. A scanned copy of the Board Resolution and Power of Attorney (POA) which they have issued in favour of the Custodian, if any, should be uploaded in PDF format in the system for the scrutinizer to verify the same.

6. Alternatively Non Individual shareholders are required to send the relevant Board Resolution/ Authority letter etc. together with attested specimen signature of the duly authorized signatory who are authorized to vote, to the Company at the email address viz; cs@dynamiccables.co.in (designated email address by company) , if they have voted from individual tab & not uploaded same in the CDSL e-voting system for the scrutinizer to verify the same.

If you have any queries or issues regarding e-Voting from the e-Voting System, you may refer the Frequently Asked Questions ("FAQs") and e-voting manual available at www.evotingindia.com, under help section or write an email to helpdesk.evoting@cdslindia.com or contact Mr. Nitin Kunder (022- 23058738) or Mr. Rakesh Dalvi (022-23058542) or Mr. Mehboob Lakhani (022-23058543).

All grievances connected with the facility for voting by electronic means may be addressed to Mr. Rakesh Dalvi, Manager, (CDSL) Central Depository Services (India) Limited, A Wing, 25th Floor, Marathon Futurex, Mafatlal Mill Compounds, N M Joshi Marg, Lower Parel (East), Mumbai - 400013 or send an email to helpdesk.evoting@cdslindia.com or call on 022- 23058738 / 022-23058542/43.

29. A copy of Audited Financial Statements for the year ended on March 31, 2021 together with the Board's and Auditor's Report thereon are enclosed herewith.

EXPLANATORY STATEMENT PURSUANT TO SECTION 102(1) OF THE COMPANIES ACT, 2013

The following Statement sets out all material facts relating to the Special Business mentioned in the accompanying Notice:

ITEM NO. 4

In accordance with the provisions of Section 148 of the Act read with the Companies (Audit and Auditors) Rules, 2014 and the Companies (Cost Records and Audit) Rules, 2014, the Board, on the recommendation of the Audit Committee, has approved the re-appointment and remuneration of M/s Maharwal & Associates, Cost Auditors (FRN: 1015566) in its meeting held on June 09, 2021 to conduct the audit of the cost records of the Company, for the financial year 2021-22. Further, the remuneration payable to the Cost Auditors as recommended by the Audit Committee and approved by the Board, has to be ratified by the members of the Company.

Accordingly, ratification by the members is being sought for the payment of remuneration of Rs. 20,000/- (Rupees Twenty Thousand only) plus applicable taxes and reimbursement of out of pocket expenses (at actuals) as approved by the Board of Directors of the company for the financial year 2021-22.

None of the Directors / Key Managerial Personnel of the Company/ their relatives is, in any way, concerned or interested, financially or otherwise, in the resolution set out at Item No. 4 of the Notice.

The Board recommends the Ordinary Resolution set out at Item No.4 of the Notice for approval by the members.

ITEM NO. 5

Mr. Sumer Singh Punia (DIN: 08393562) was appointed as an Additional Director (Non- Executive) w.e.f. February 13, 2021 in accordance with the provisions of Section 161 of the Act, to hold office up to the date of the ensuing Annual General Meeting and is eligible to be appointed as Director of the company. Also, pursuant to the provisions of Section 150(2) read with Section 152 (2) of the Act, the appointment of Director shall be approved by the members of the Company in general meeting.

The Company has received a declaration from Mr. Punia, being eligible for appointment as Director and providing his consent in writing to act as director in Form DIR-2 pursuant to Rule 8 of the Companies (Appointment & Qualification of Directors) Rules, 2014, as amended from time to time. Mr. Punia is not disqualified from being appointed as Director in terms of Section 164 of the Companies Act, 2013, as amended from time to time.

He has also confirmed that he is not debarred from holding the office of director by virtue of any SEBI order in terms of Securities and Exchange Board of India and any other regulatory authority. In the opinion of the Board, he fulfills the conditions specified in the Act.

In terms of Section 160 of the Companies Act, 2013, the Company has received a notice in writing from a member for proposing the candidature of Mr. Punia to be appointed as Director of the Company as per the provisions of the Companies Act, 2013.

Details of Mr. Punia pursuant to the provisions of Regulation 36(3) of listing regulations and Secretarial Standard on General Meetings (SS-2) issued by the Institute of Company Secretaries of India are given in Annexure-1.

Upon the confirmation of his appointment as Director, by the Members of the Company, the appointment shall be formalized by the issue of a letter of appointment by the Company to the said Director setting out the terms and conditions of the appointment.

The Board accordingly recommends the Resolution as set out at Item No.5 of this Notice for the approval by the Members as Ordinary Resolution.

None of the Directors or Key Managerial Personnel of the Company or their relatives other than Mr. Sumer Singh Punia, being the appointee is in any way concerned or interested, financially or otherwise, in the Resolution at Item No.5 of this Notice.

Place: Jaipur
Date: August 08, 2021

By order of the Board of Directors
For Dynamic Cables Limited

Ashish Mangal
Managing Director
(DIN: 00432213)

Registered Office:
F-260, Road No. 13, VKI Area, Jaipur 302013
(Rajasthan)

Annexure-1

Disclosure pursuant to Regulation 36(3) of listing regulations and Secretarial Standard on General Meetings (SS-2) issued by the Institute of Company Secretaries of India:

S. No.	Name	Mrs. Shalu Mangal	Mr. Sumer Singh Punia
1.	Date of birth	02.04.1979	08.09.1966
2.	Age	42 years	54 years
3.	Qualifications	MBA (University of Rajasthan)	B.A (Economics) Ajmer University.
4.	Experience (including expertise in specificfunctional area)/Brief Resume	Mrs. Shalu Mangal has more than 12 years of rich experience in the field of wires and cables industry. She is entrusted with the responsibility to looks after Accounts, Administrative and Compliance, & expertise in CSR and Human Resource function of the Company. She is involved in the day to day activities of the Company	Mr. Sumer Singh Punia has wide knowledge and experience in the field of taxation with expertise in Indirect Taxation. He has graduated in B.A (Economics) from Ajmer University in the year 1988. His total work experience in the field of taxation is 25 years.
5.	Disclosure of inter-se relationships between directors and Key Managerial Personnel	Wife of Mr. Ashish Mangal (Managing Director) and Sister in law of Mr. Rahul Mangal (Chairman), and not related to any other director/Key Managerial Personnel	Not related to any director/Key Managerial Personnel
6.	Names of listed entities in which the person also holds the directorship and the membership of Committees of the board	NIL	NIL
7.	Shareholding in the company	22500	0
8.	Remuneration proposed to be paid	As approved by Shareholders at the 12th AGM held on August 21, 2019	NIL
9.	Key Terms and Conditions of Appointment / Re-appointment	Mrs. Shalu Mangal was first appointed to the Board on July 22, 2017 as Whole-time Director and reappointed as a Whole-time director effective August 21, 2019 where the terms of remuneration were further amended. As per the resolution of the members with respect to her appointment, her office as director shall be subject to retirement by rotation.	As per the Resolution at item no. 5 of the notice convening this Meeting read with Explanatory Statement thereto
10.	Date of first appointment on the Board of the Company	July 22, 2017	February 13, 2021.
11.	Remuneration last drawn	51 lakhs p.a	NIL
12.	Number of meetings of the Board attended during the year	4	NA

CORE VALUES OF
DYNAMIC CABLES

D	Y	N	A
DEDICATED	YOUTHFUL	NUMERO UNO	AUTHENTIC

M	I	C
MEANINGFUL	INNOVATIVE	COMPETITIVE

dynamiccables.co.in

WHY
CHOOSE US
WE GIVE YOU EVERY REASON

30+ YEARS OF EXPERIENCE
EXPORTING TO 40+ COUNTRIES
3 STATE-OF-THE ART MANUFACTURING FACILITIES
USE OF SOLAR ENERGY TO POWER MANUFACTURING UNITS

dynamiccables.co.in



CLIENT TESTIMONIAL

"Your company is one of the best companies to have excellent management.The products of your company are of high quality.We try to use your company's products if necessary Your production cables are satisfactory for our company in terms of quality. We hope that this cooperation will continue."

S MORTAZA
DABS AFHGANISTAN

dynamiccables.co.in

Despite of Covid times, we are staying committed to our customers and ensuring timely deliveries

dynamiccables.co.in

Dynamic Cables Limited

(Govt. Recognized STAR Export House)

(ISO 9001:2015, ISO 14001:2007 & OHSAS 18001:2007 Certified)

www.dynamiccables.co.in