Dynamic Cables Limited

THE TRUSTED CHOICE

FOR INDUSTRIAL POWER DISTRIBUTION

LV POWER CABLES



Low Voltage Cables

Operating Voltage (Up to 0.6 / 1 kV)

Cable Construction

1. **Conductor**

   Copper or Aluminium conductors, solid, stranded or flexible with round or sectoral shaped conductors.

2. **Insulation**

   An extruded layer of PVC or XLPE is applied over the conductor. PVC insulated cable are suitable for maximum codnuctor operating temperature of 70°C or 85°C and 90 °C for XLPE.

3. **Assembly**

   In case of multicore cables cores are assembled together using non hygroscopic filler (if needed) to fill space between cores, wrapped with suitable binder tape to form a round cable.

4. **Bedding**

   In case of armoured cables an extruded layer of PVC is applied as bedding.

5. **Armouring**

   a. Steel Tape: Double layers of steel tapes are applied helically.

   b. Steel Wire: Galvanized steel wires are applied helically.

6. **Sheath**

   An extruded layer of PVC is applied as an outer sheath or according to the client special requirements.

Option

Lead sheath: Upon request a layer of lead is extruded over the bedding layer.

Armouring of single core cable

1. Armouring by non-magnetic material either Aluminium Tape or Aluminium Wire armouring to reduce the magnetic losses.
2. If it is required for single core cable to be armoured by steel wire armouring the magnetic circuit around the single core cable should be interrupted by inserting insulated copper wires between the steel wires as shown in the figure.

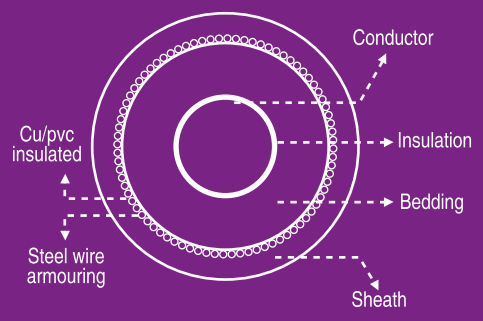

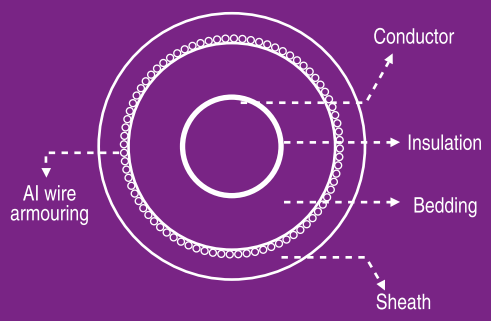

Armouring of Single Core Cable

450 / 750 V

Single Core Cables with Solid or Stranded Copper Conductors and PVC Insulated

Description

Soft annealed solid or stranded Copper conductors insulated with PVC compound rated 70 °C or 90 °C according to IEC 60227 & BS 6004.

Application

For indoor fixed installations in dry locations, laid in conduits, as well as in steel support brackets.

Nominal Cross Sectional Area	Max. Conductor Resistance		Current Rating in Air		Approx. Overall Diameter	Approx. Weight
	DC at 20 °C	AC at 70 °C	Free	In Pipes		
mm²	ohm/km	ohm/km	A	A	mm	kg/km
1.5	12.1000	14.6000	17	13	2.8	20
1.5	12.1000	14.6000	17	13	3.0	21
2	9.1500	10.9000	19	15	3.2	27
2	9.1500	10.9000	19	15	3.4	28
2.5	7.4100	8.8900	24	19	3.4	31
2.5	7.4100	8.8900	24	19	3.6	33
3	6.1000	7.4100	27	21	3.6	37
3	6.1000	7.4100	27	21	3.8	39
4	4.6100	5.5100	32	23	3.9	47
4	4.6100	5.5100	32	23	4.2	50
6	3.0800	3.6800	40	29	4.4	68
6	3.0800	3.6800	40	29	4.7	71
10	1.8300	2.1700	57	41	6.1	117
16	1.1500	1.3700	76	54	7.1	177
25	0.7270	0.8600	103	70	8.8	278
35	0.5240	0.6300	128	87	9.9	371
50	0.3870	0.4600	156	106	11.8	514
70	0.2680	0.3200	200	131	13.5	711
95	0.1930	0.2300	251	166	15.7	967
120	0.1530	0.1900	293	190	17.4	1240
150	0.1240	0.1500	335	219	19.4	1500
185	0.0991	0.1200	390	250	21.5	1852
240	0.0754	0.0920	471	300	24.7	2457
300	0.0601	0.0750	540	340	27.2	2977

The above data is approximate and subjected to manufacturing tolerance

450 / 750 V

Single Core Cables with Flexible Copper Conductors and PVC Insulated

Description

Soft annealed Copper fine wires bunched together in subunits or stranded bunched groups into a main units, which forms the flexible conductor insulated with soft PVC 70 °C or 90 °C Compound.

Cable are produced according to IEC 60227 or BS 6004.

Application

For indoor fixed installations in dry locations, where particular flexibility is required. For electrical panels connection or for electrical apparatus they can be laid in groups around steel sheets.

Nominal Cross Sectional Area	Maximum Diameter of Wire	Max. Conductor Resistance		Current Rating in Air		Approx. Overall Diameter	Approx. Weight
		DC at 20 °C	AC at 70 °C	Free	In Pipes		
mm²	mm	ohm/km	ohm/km	A	A	mm	kg/km
1.5	0.26	13.3000	15.9500	17	13	3.0	21
2.5	0.26	7.9800	9.5600	24	19	3.7	34
4	0.31	4.9500	5.9300	32	23	4.5	50
6	0.31	3.3000	3.9500	40	29	5.1	71
10	0.41	1.9100	2.2900	57	41	6.9	120
16	0.41	1.2100	1.4500	76	54	7.6	179
25	0.41	0.7800	0.9400	103	70	9.5	276
35	0.41	0.5540	0.6630	128	87	11.0	375
50	0.41	0.3860	0.4620	156	106	12.6	542
70	0.51	0.2720	0.3260	200	131	14.6	733
95	0.51	0.2060	0.2470	251	166	16.8	957
120	0.51	0.1610	0.1930	293	190	18.9	1243
150	0.51	0.1290	0.1550	335	219	21.2	1548
185	0.51	0.1060	0.1270	390	250	23.4	1895
240	0.51	0.0801	0.0960	471	300	26.7	2400

The above data is approximate and subjected to manufacturing tolerance

0.6/1 (1.2) kV

Single Core Cables, with Stranded Circular Copper Conductors, PVC Insulated and PVC Sheathed

Description

Soft annealed stranded Copper or Aluminium conductor. Insulated with PVC compound rated 70 °C and sheathed with PVC Compound layer.

Cables are produced according to IEC 60502

Application

For outdoor and indoor installations in damp and wet locations. They are normally used for power distribution in urban network, industrial plants, as well as in thermopower and hydropower stations.

Nominal Cross Sectional Area mm²	Max. Conductor Resistance		Current Rating						Approx. Overall Diameter mm	Approx. Weight kg/km
	DC at 20 °C ohm/km	AC at 70 °C ohm/km	Laid in Ground			Laid in Free Air				
			A	A	A	A	A	A		
a - Copper Conductors										
4	4.6100	5.5100	42	40	32	37	33	29	7.0	86
6	3.0800	3.6800	52	50	40	48	42	38	7.9	115
10	1.8300	2.1700	70	67	52	66	58	51	8.9	165
16	1.1500	1.3700	90	85	65	80	75	65	9.9	231
25	0.7270	0.8600	115	110	85	105	95	90	11.6	343
35	0.5240	0.6300	135	130	105	130	125	110	12.7	445
50	0.3870	0.4600	160	155	125	160	150	135	14.6	600
70	0.2680	0.3200	200	190	155	200	190	170	16.3	805
95	0.1930	0.2300	235	225	185	250	240	210	18.7	1085
120	0.1530	0.1900	270	255	210	285	275	245	20.4	1350
150	0.1240	0.1500	300	285	235	330	320	280	22.6	1654
185	0.0991	0.1200	345	325	270	380	370	320	24.9	2030
240	0.0754	0.0920	400	375	310	480	460	385	28.3	2675
300	0.0601	0.0750	450	420	350	550	530	450	31.1	3280
400	0.0470	0.0590	515	475	390	630	615	520	35.3	4350
500	0.0366	0.0480	580	525	435	720	700	600	38.8	5355
630	0.0283	0.0390	660	590	495	830	810	680	42.7	6685
800	0.0221	0.0290	740	650	555	940	920	775	47.2	8600
1000	0.0176	0.0250	820	710	605	1030	1010	860	52.0	10500

The above data is approximate and subjected to manufacturing tolerance

0.6/1 (1.2) kV

Single Core Cables, with Stranded Circular Aluminium Conductors, PVC Insulated and PVC Sheathed

Nominal Cross Sectional Area	Max. Conductor Resistance		Current Rating						Approx. Overall Diameter	Approx. Weight
	DC at 20 °C	AC at 70 °C	Laid in Ground			Laid in Free Air				
mm²	ohm/km	ohm/km	A	A	A	A	A	A	mm	kg/km
b - Aluminium Conductors										
16	1.9100	2.2900	65	63	50	65	60	45	9.9	132
25	1.2000	1.4400	85	83	65	85	80	65	11.6	185
35	0.8680	1.0400	105	102	80	105	100	85	12.6	250
50	0.6410	0.7700	125	120	95	125	120	105	14.6	295
70	0.4430	0.5330	155	145	120	165	155	125	16.3	375
95	0.3200	0.3850	185	175	135	205	195	160	18.7	500
120	0.2530	0.3050	210	200	165	235	225	185	20.4	605
150	0.2060	0.2480	235	225	180	265	255	210	22.6	725
185	0.1640	0.1980	265	255	205	310	300	245	24.8	900
240	0.1250	0.1510	310	295	240	365	355	290	28.3	1150
300	0.1000	0.1220	355	335	270	420	405	335	31.1	1420
400	0.0778	0.0954	410	380	310	500	480	390	35.3	1750
500	0.0605	0.0751	465	430	355	580	560	460	38.8	2220
630	0.0469	0.0595	535	490	405	680	660	535	42.7	2750
800	0.0367	0.0470	600	530	450	765	745	620	47.2	3450
1000	0.0291	0.0370	665	585	495	840	820	690	52.0	4230

The above data is approximate and subjected to manufacturing tolerance.

FOLLOW THE PROCESS, QUALITY WILL FOLLOW

0.6/1 (1.2) kV

Multicore Cables, with Stranded Copper Conductors, PVC Insulated and PVC Sheathed

Description

Multicore cables of stranded Copper conductors are insulated with PVC compound rated 70°C, assembled together, covered with overall jacket of PVC compound. Cables are produced according to IEC 60502

Application

For outdoor and indoor installations in damp and wet locations

Nominal Cross Sectional Area	Max. Conductor Resistance		Current Rating			Approx. Overall Diameter	Approx. Weight
	DC at 20 °C	AC at 70 °C	Laid Direct in Ground	Laid in Ducts	Laid in Free Air		
mm²	ohm/km	ohm/km	A	A	A	mm	kg/km
Two Core Cables							
1.5	12.1000	14.600	24	19	20	10.1	120
2.5	7.4100	8.870	30	25	28	10.9	145
4	4.6100	5.540	40	32	39	12.9	205
6	3.0800	3.690	50	40	50	13.9	255
10	1.8300	2.190	65	55	66	15.0	425
16	1.1500	1.390	85	65	88	17.0	580
25	0.7270	0.870	110	85	116	20.0	845
35	0.5240	0.628	130	105	143	22.2	1090
Three Core Cables							
1.5	12.1000	14.600	21	18	18	10.6	145
2.5	7.4100	8.870	27	23	22	11.5	190
4	4.6100	5.540	35	30	31	13.6	270
6	3.0800	3.690	45	36	39	14.7	340
10	1.8300	2.190	60	48	53	16.4	485
16	1.1500	1.390	75	60	72	18.6	685
25	0.7270	0.870	100	80	94	21.8	995
35	0.5240	0.628	120	95	110	24.2	1300
Four Core Cables							
1.5	12.1000	14.6000	21	18	18	11.4	180
2.5	7.4100	8.8700	27	23	22	12.4	230
4	4.6100	5.5400	35	30	31	14.8	335
6	3.0800	3.6900	45	36	39	16.0	425
10	1.8300	2.1900	60	48	53	17.9	635
16	1.1500	1.3900	75	60	72	20.3	880
25	0.7270	0.8700	100	80	94	23.9	1295
35	0.5240	0.6280	120	95	110	26.6	1700
50	0.3870	0.4640	145	115	138	29.3	2225
70	0.2680	0.3220	175	145	171	32.9	3065
95	0.1930	0.2320	210	165	209	37.8	4175
120	0.1530	0.1850	240	195	242	41.2	5205
150	0.1240	0.1510	270	220	275	45.9	6400
185	0.0991	0.1210	300	245	314	50.7	7960
240	0.0754	0.0840	345	290	374	57.0	10330
300	0.0601	0.0770	390	320	440	63.3	12915
400	0.047	0.0606	453	376	507	70.1	16500
500	0.0366	0.0491	510	429	566	77.6	21085

0.6/1 (1.2) kV

Multicore Cables, with Stranded Copper Conductors, PVC Insulated and PVC Sheathed

Nominal Cross Sectional Area mm²		Max. Conductor Resistance		Current Rating			Approx. Overall Diameter	Approx. Weight
		DC at 20 °C	AC at 70 °C	Laid Direct in Ground	Laid in Ducts	Laid in Free Air		
M	N	ohm/km	ohm/km	A	A	A	mm	kg/km
Three & Half Core Cables								
35	16	0.5240/1.1500	0.6280/1.3900	120	95	110	25.0	1505
50	25	0.3870/0.7270	0.4640/0.8700	145	115	138	28.1	2115
70	35	0.2680/0.5240	0.3220/0.6280	175	145	171	31.4	2725
95	50	0.1930/0.3870	0.2320/0.4640	210	165	209	36.1	3690
120	70	0.1530/0.2680	0.1850/0.3220	240	195	242	39.5	4675
150	70	0.1240/0.2680	0.1510/0.3220	270	220	275	43.5	5580
185	95	0.0991/0.1930	0.1210/0.2320	300	245	314	48.2	7025
240	120	0.0754/0.1530	0.0840/0.1850	345	290	374	54.2	9060
300	150	0.0601/0.1240	0.0770/0.1510	390	320	440	60.0	11280
400	185	0.0470/0.0991	0.0606/0.1210	453	376	507	66.0	15270
500	240	0.0366/0.0754	0.0491/0.0840	510	429	566	73.3	19205

The above data is approximate and subjected to manufacturing tolerance

0.6/1 (1.2) kV

Multicore Cables, with Stranded Aluminium Conductors, PVC Insulated and PVC Sheathed

Description

Multicore Cables of stranded Aluminium conductors are insulated with PVC compound rated 70 °C, assembled together, covered with overall jacket of PVC compound

Cables are produced according to IEC 60502

Application

For outdoor and indoor installations in damp and wet locations.

Nominal Cross Sectional Area	Max. Conductor Resistance		Current Rating			Approx. Overall Diameter	Approx. Weight
	DC at 20 °C	AC at 70 °C	Laid Direct in Ground	Laid in Ducts	Laid in Free Air		
mm²	ohm/km	ohm/km	A	A	A	mm	kg/km
			Two Core Cables				
10 rm	3.080	3.300	46	39	46	15.0	295
16 rm	1.910	2.290	60	46	62	17.0	385
25 rm	1.200	1.440	77	60	81	20.0	540
35 rm	0.868	1.040	103	83	114	22.2	670
			Three Core Cables				
10 rm	3.080	3.300	42	34	37	16.4	305
16 rm	1.910	2.290	53	42	50	18.6	400
25 rm	1.200	1.440	70	56	66	21.8	550
35 rm	0.868	1.040	95	75	88	24.2	680
			Four Core Cables				
10 rm	3.0800	3.3000	42	34	37	17.9	395
16 rm	1.9100	2.2900	53	42	50	20.3	495
25 rm	1.2000	1.4400	70	56	66	23.9	700
35 rm	0.8680	1.0400	95	75	88	26.6	870
50 sm	0.6410	0.7710	115	85	105	29.3	1060
70 sm	0.4430	0.5330	135	110	132	32.9	1380
95 sm	0.3200	0.3850	165	130	160	37.8	1865
120 sm	0.2530	0.3050	185	150	187	41.2	2300
150 sm	0.2060	0.2490	210	170	215	45.9	2760
185 sm	0.1640	0.1990	235	195	248	50.7	3400
240 sm	0.1250	0.1510	275	225	292	57.0	4345
300 sm	0.1000	0.1230	310	260	347	63.3	5400
400 sm	0.0778	0.0962	361	300	405	70.1	6890
500 sm	0.0605	0.0761	413	348	459	77.6	8500

The above data is approximate and subjected to manufacturing tolerance

0.6/1 (1.2) kV

Multicore Cables, with Stranded Aluminium Conductors, PVC Insulated and PVC Sheathed

Nominal Cross Sectional Area mm^2		Max. Conductor Resistance		Current Rating			Approx. Overall Diameter	Approx. Weight
		DC at 20 °C	AC at 70 °C	Laid Direct in Ground	Laid in Ducts	Laid in Free Air		
M	N	ohm/km	ohm/km	A	A	A	mm	kg/km
Three & Half Core Cables								
35	16	0.8680/1.9100	1.0430/2.2900	95	75	88	25.0	720
50	25	0.6410/1.2000	0.7710/1.4400	115	85	105	28.1	970
70	35	0.4430/0.8680	0.5330/1.0400	135	110	132	31.4	1240
95	50	0.3200/0.6410	0.3850/0.7710	165	130	160	36.1	1660
120	70	0.2530/0.4430	0.3050/0.5330	185	150	187	39.5	2040
150	70	0.2060/0.4430	0.2490/0.5330	210	170	215	43.5	2435
185	95	0.1640/0.3200	0.1990/0.3850	235	195	248	48.2	3025
240	120	0.1250/0.2530	0.1510/0.3050	275	225	292	54.2	3830
300	150	0.1000/0.2060	0.1230/0.2490	310	260	347	60.0	4720
400	185	0.0778/0.1640	0.0962/0.1990	361	300	405	66.0	5980
500	240	0.0605/0.1250	0.0761/0.1510	413	348	459	73.3	7460

The above data is approximate and subjected to manufacturing tolerance



FOLLOW THE PROCESS, QUALITY WILL FOLLOW

0.6/1 (1.2) kV

Multicore Cables, with Stranded Copper Conductors, PVC Insulated Steel Tape Armoured and PVC Sheathed



Description

Multicore Cables of stranded Copper conductors are insulated with PVC compound rated 70 °C, assembled together, armoured with steel tape and covered with overall jacket of PVC compound

Cables are produced according to IEC 60502

Application

For outdoor installations in damp and wet locations, where mechanical damages are expected to occur.

Nominal Cross Sectional Area	Max. Conductor Resistance		Current Rating			Approx. Overall Diameter	Approx. Weight
	DC at 20 °C	AC at 70 °C	Laid Director in Ground	Laid in Ducts	Laid in Free Air		
mm²	ohm/km	ohm/km	A	A	A	mm	kg/km
			Two Core Cables				
6	3.0800	3.6900	50	40	50	16.9	460
10	1.8300	2.1900	65	55	66	17.0	560
16	1.1500	1.3900	85	65	88	19.0	740
25	0.7270	0.8700	110	85	116	22.0	1030
35	0.5240	0.6280	130	105	143	24.2	1295
			Three Core Cables				
4	4.6100	5.5400	35	30	31	16.4	440
6	3.0800	3.6900	45	36	39	17.5	525
10	1.8300	2.1900	60	48	53	18.4	640
16	1.1500	1.3900	75	60	72	20.6	860
25	0.7270	0.8700	100	80	94	23.8	1200
35	0.5240	0.6280	120	95	110	26.2	1530
			Four Core Cables				
4	4.6100	5.5400	35	30	31	17.6	520
6	3.0800	3.6900	45	36	39	18.8	630
10	1.8300	2.1900	60	48	53	19.9	805
16	1.1500	1.3900	75	60	72	22.3	1070
25	0.7270	0.8700	100	80	94	25.9	1520
35	0.5240	0.6280	120	95	110	28.6	1950
50	0.3870	0.4640	145	115	138	32.7	2640
70	0.2680	0.3220	175	145	171	37.5	3915
95	0.1930	0.2320	210	165	209	42.4	5140
120	0.1530	0.1850	240	195	242	46.2	6310
150	0.1240	0.1510	270	220	275	50.9	7615
185	0.0991	0.1210	300	245	314	56.1	9365
240	0.0754	0.0840	345	290	374	62.6	12790
300	0.0601	0.0770	390	320	440	68.7	14645
400	0.0470	0.0606	444	373	500	74.9	18510
500	0.0366	0.0491	499	425	556	83.8	23700

0.6/1 (1.2) kV

Multicore Cables, with Stranded Copper Conductors, PVC Insulated Steel Tape Armoured and PVC Sheathed

Nominal Cross Sectional Area mm²		Max. Conductor Resistance		Current Rating			Overall Diameter	Approx Weight
		DC at 20 °C	AC at 70 °C	Laid Direct in Ground	Laid in Ducts	Laid in Free Air		
M	N	ohm/km	ohm/km	A	A	A	mm	kg/km
Three & Half Core Cables								
35	16	0.5240/1.1500	0.6280/1.3900	120	95	110	27.0	1740
50	25	0.3870/0.7270	0.4640/0.8700	145	115	138	30.9	2365
70	35	0.2680/0.5240	0.3220/0.6280	175	145	171	34.6	3155
95	50	0.1930/0.3870	0.2320/0.4640	210	165	209	40.7	4625
120	70	0.1530/0.2680	0.1850/0.3220	240	195	242	44.5	5730
150	70	0.1240/0.2680	0.1510/0.3220	270	220	275	48.5	6740
185	95	0.0991/0.1930	0.1210/0.2320	300	245	314	53.2	8300
240	120	0.0754/0.1530	0.0840/0.1850	345	290	374	59.6	10550
300	150	0.0601/0.1240	0.0770/0.1510	390	320	440	65.4	12920
400	185	0.0470/0.0991	0.0606/0.1210	444	373	500	70.8	16360
500	240	0.0366/0.0754	0.0491/0.0840	499	425	556	79.5	21000

The above data is approximate and subjected to manufacturing tolerance

0.6/1 (1.2) kV

Multicore Cables, with Stranded Aluminium Conductors, PVC Insulated Steel Tape Armoured and PVC Sheathed

Description

Multicore Cables of stranded Aluminium conductors are insulated with PVC compound rated 70 °C, assembled together, armoured with steel tape and covered with overall jacket of PVC compound

Cables are produced according to IEC 60502

Application

For outdoor installations in damp and wet locations, where mechanical damages are expected to occur.

Nominal Cross Sectional Area	Max. Conductor Resistance		Current Rating			Approx. Overall Diameter	
	DC at 20 °C	AC at 70 °C	Laid Direct in Ground	Laid in Ducts	Laid in Free Air		
mm²	ohm/km	ohm/km	A	A	A	mm	
			Two Core Cables				
10	3.080	3.300	46	39	46	17.0	435
16	1.910	2.290	60	46	62	19.0	545
25	1.200	1.440	77	60	81	22.0	730
35	0.868	1.040	103	83	115	24.2	880
			Three Core Cables				
10	3.080	3.300	42	34	37	18.4	460
16	1.910	2.290	53	42	50	20.6	570
25	1.200	1.440	70	56	66	23.8	750
35	0.868	1.040	95	75	88	26.2	905
			Four Core Cables				
10	3.0800	3.3000	42	34	37	19.9	560
16	1.9100	2.2900	53	42	50	22.3	680
25	1.2000	1.4400	70	56	66	25.9	920
35	0.8680	1.0430	95	75	88	28.6	1120
50	0.6410	0.7710	115	85	105	32.7	1475
70	0.4430	0.5530	135	110	132	37.5	2225
95	0.3200	0.3850	165	130	160	42.4	2830
120	0.2530	0.3050	185	150	187	46.2	3360
150	0.2060	0.2490	210	170	215	50.9	3975
185	0.1640	0.1990	235	195	248	56.1	4815
240	0.1250	0.1510	275	225	292	62.6	5925
300	0.1000	0.1230	310	260	347	68.7	7125
400	0.0778	0.0962	355	298	399	74.9	8950
500	0.0605	0.0761	406	346	452	83.8	11390

0.6/1 (1.2) kV

Multicore Cables, with Stranded Aluminium Conductors, PVC Insulated Steel Tape Armoured and PVC Sheathed

Nominal Cross Sectional Area mm²		Max. Conductor Resistance		Current Rating			Approx. Overall Diameter	Approx. Weight
		DC at 20 °C	AC at 70 °C	Laid Direct in Ground	Laid in Ducts	Laid in Free Air		
M	N	ohm/km	ohm/km	A	A	A	mm	kg/km
Three & Half Core Cables								
35	16	0.8680/1.9100	1.0430/2.2900	95	75	88	27.0	1020
50	25	0.6410/1.2000	0.7710/1.4400	115	85	105	30.9	1330
70	35	0.4430/0.8680	0.5330/1.0400	135	110	132	34.6	1675
95	50	0.3200/0.6410	0.3850/0.7710	165	130	160	40.7	2585
120	70	0.2530/0.4430	0.3050/0.5330	185	150	187	44.5	3100
150	70	0.2060/0.4430	0.2490/0.5330	210	170	215	48.5	3590
185	95	0.1640/0.3200	0.1990/0.3850	235	195	248	53.2	4300
240	120	0.1250/0.2530	0.1510/0.3050	275	225	292	59.6	5325
300	150	0.1000/0.2060	0.1230/0.2490	310	260	347	65.4	6365
400	185	0.0778/0.1640	0.0962/0.1990	355	298	399	70.8	8000
500	240	0.0605/0.1250	0.0761/0.1510	406	346	452	79.5	10250

The above data is approximate and subjected to manufacturing tolerance.

0.6/1 (1.2) kV



Multicore Cables, with Stranded Copper Conductors, PVC Insulated, Steel Wire Armoured and PVC Sheathed

Description

Multicore Cables of stranded Copper conductors are insulated with PVC compound rated 70 °C, assembled together armoured with steel wires and covered with overall jacket of PVC compound

Cables are produced according to IEC 60502 or BS 6346

Application

For outdoor installations in damp and wet locations, where mechanical damages are expected to occur.

Nominal Cross Sectional Area	Max. Conductor Resistance		Current Rating			Approx. Overall Diameter	Approx. Weight
	DC at 20 °C	AC at 70 °C	Laid Direct in Ground	Laid in Ducts	Laid in Free Air		
mm²	ohm/km	ohm/km	A	A	A	mm	kg/km
Two Core Cables							
4	4.6100	5.5400	40	32	39	17.8	645
6	3.0800	3.6900	50	40	50	18.8	735
10	1.8300	2.1900	65	55	66	19.2	815
16	1.1500	1.3900	85	65	88	21.2	1030
25	0.7270	0.8700	110	85	116	25.3	1535
35	0.5240	0.6280	130	105	143	27.5	1790
Three Core Cables							
4	4.6100	5.5400	35	30	31	18.5	730
6	3.0800	3.6900	45	36	39	19.6	835
10	1.8300	2.1900	60	48	53	20.6	920
16	1.1500	1.3900	75	60	72	22.8	1175
25	0.7270	0.8700	100	80	94	27.1	1765
35	0.5240	0.6280	120	100	110	29.5	2145
Four Core Cables							
4	4.6100	5.5400	37	29	29	19.7	840
6	3.0800	3.6900	47	37	37	20.9	965
10	1.8300	2.1900	63	50	50	22.1	1115
16	1.1500	1.3900	79	68	68	25.6	1590
25	0.7270	0.8700	105	89	89	29.2	2125
35	0.5240	0.6280	120	95	116	32.1	2635
50	0.3870	0.4640	145	115	143	37.1	3870
70	0.2680	0.3220	175	145	176	40.7	4900
95	0.1930	0.2320	210	165	215	46.6	6665
120	0.1530	0.1850	240	195	248	50.6	7990
150	0.1240	0.1510	270	220	281	55.1	9445
185	0.0991	0.1210	300	245	319	60.5	11425
240	0.0754	0.0840	345	290	380	66.8	14205
300	0.0601	0.0770	390	320	446	72.9	17870
400	0.0470	0.0606	427	361	490	80.0	21275
500	0.0366	0.0491	472	403	536	87.7	26595

0.6/1 (1.2) kV



Multicore Cables, with Stranded Copper Conductors PVC Insulated, Steel Wire Armoured and PVC Sheathed

Nominal CrossDC at Sectional Area mm²		Max. Conductor Resistance		Current Rating			Approx. Approx. Diameter	Weight
		AC at 20 °C	Laid Direct 70 °C	Laid in in Ground	Laid in Ducts	Overall Free Air		
M	N	ohm/km	ohm/km	A	A	A	mm	kg/km
Three & Half Core Cables								
35	16	0.5240/1.1500	0.6280/1.3900	120	95	116	28.7	2310
50	25	0.3870/0.7270	0.4640/0.8700	145	115	143	35.5	3550
70	35	0.2680/0.5240	0.3220/0.6280	175	145	176	39.2	4480
95	50	0.1930/0.3870	0.2320/0.4640	210	165	215	42.6	5475
120	70	0.1530/0.2680	0.1850/0.3220	240	195	248	48.9	7385
150	70	0.1240/0.2680	0.1510/0.3220	270	220	281	52.7	8505
185	95	0.0991/0.1930	0.1210/0.2320	300	245	319	57.6	10260
240	120	0.0754/0.1530	0.0840/0.1850	345	290	380	64.0	12755
300	150	0.0601/0.1240	0.0770/0.1510	390	320	446	69.8	15330
400	185	0.0470/0.0991	0.0606/0.1210	427	361	490	75.9	19260
500	240	0.0366/0.0754	0.0491/0.0840	472	403	536	83.4	23630

The above data is approximate and subjected to manufacturing tolerance

0.6/1 (1.2) kV

Multicore Cables, with stranded Aluminium Conductors PVC Insulated Steel Wire Armoured and PVC Sheathed

Description

Multicore Cables of stranded Aluminium conductors are insulated with PVC compound rated 70 °C, assembled together, armoured with steel wires and covered with overall jacket of PVC compound.

Cables are produced according to IEC 60502 or BS 6346.

Application

For outdoor installations in damp wet locations, where mechanical damages are expected to occur.

Nominal Cross Sectional Area	Max. Conductor Resistance		Current Rating			Approx. Overall Diameter	Approx. Weight
	DC at 20 °C	AC at 70 °C	Laid Direct in Ground	Laid in Ducts	Laid in Free Air		
mm²	ohm/km	ohm/km	A	A	A	mm	kg/km
Two Core Cables							
10	3.0800	3.3000	46	39	46	19.2	695
16	1.9100	2.2900	60	46	62	21.2	835
25	1.2000	1.4400	77	60	81	25.3	1235
35	0.8680	1.0400	103	83	115	27.5	1370
Three Core Cables							
10	3.0800	3.3000	42	34	37	20.6	740
16	1.9100	2.2900	53	42	50	22.8	885
25	1.2000	1.4400	70	56	66	27.1	1315
35	0.8680	1.0400	95	75	88	29.5	1525
Four Core Cables							
10	3.0800	3.3000	42	34	37	22.1	870
16	1.9100	2.2900	53	42	50	25.6	1205
25	1.2000	1.4400	70	56	66	29.2	1525
35	0.8680	1.0430	95	75	88	32.1	1805
50	0.6410	0.7710	115	85	105	37.1	3040
70	0.4430	0.5530	135	110	138	40.7	3750
95	0.3200	0.3850	165	130	165	46.6	4730
120	0.2530	0.3050	185	150	193	50.6	5570
150	0.2060	0.2490	210	170	220	55.1	6430
185	0.1640	0.1990	235	195	253	60.5	7790
240	0.1250	0.1510	275	225	297	66.8	9180
300	0.1000	0.1230	310	260	352	72.9	10590
400	0.0778	0.0962	348	294	397	80.0	11715
500	0.0605	0.0761	392	335	443	87.7	14005

The above data is approximate and subjected to manufacturing tolerance

0.6/1 (1.2) kV

Multicore Cables, with stranded Aluminium Conductors PVC Insulated, Steel Wire Armoured and PVC Sheathedd

Nominal Cross Sectional Area mm²		Max. Conductor Resistance		Current Rating			Approx. Overall Diameter	Approx. Weight
		DC at 20 °C	AC at 70 °C	Laid Direct in Ground	Laid in Ducts	Laid in Free Air		
M	N	ohm/km	ohm/km	A	A	A	mm	kg/km
Three & Half Core Cables								
35	16	0.8680/1.9100	1.0430/2.2900	95	75	94	28.7	1585
50	25	0.6410/1.2000	0.7710/1.4400	115	85	110	35.5	2300
70	35	0.4430/0.8680	0.5330/1.0400	135	110	138	39.2	2820
95	50	0.3200/0.6410	0.3850/0.7710	165	130	165	42.6	3410
120	70	0.2530/0.4430	0.3050/0.5330	185	150	193	48.9	4370
150	70	0.2060/0.4430	0.2490/0.5330	210	170	220	52.7	5080
185	95	0.1640/0.3200	0.1990/0.3850	235	195	253	57.6	5950
240	120	0.1250/0.2530	0.1510/0.3050	275	225	297	64.0	7230
300	150	0.1000/0.2060	0.1230/0.2490	310	260	352	69.8	8540
400	185	0.0778/0.1640	0.0962/0.1990	348	294	397	75.9	10870
500	240	0.0605/0.1250	0.0761/0.1510	392	335	443	83.4	12650

The above data is approximate and subjected to manufacturing tolerance.

0.6/1 (1.2) kV

Single Core Cables, with stranded Circular Copper Conductors, XLPE Insulated and PVC Sheathed

Description

Soft annealed stranded Copper or Aluminium conductor, Insulated with XLPE compound covered with a layer of PVC Compound to form the overall jacket.

Cables are according to IEC 60502 or BS 7889

Application

For outdoor and indoor installations in damp and wet locations. They are normally used for power distribution in urban networks, in industrial plants, as well as in Thermopower and Hydropower Stations.

Nominal Cross Sectional Area	Max. Conductor Resistance DC at 20 °C	Max. Conductor Resistance AC at 90 °C	Current Rating Laid in Ground			Current Rating Laid in Free Air			Approx. Overall Diameter	Approx. Weight
mm²	ohm/km	ohm/km	A	A	A	A	A	A	mm	kg/km
a - Copper Conductors										
4	4.6100	5.8800	55	51	40	53	47	40	6.8	80
6	3.0800	3.9300	68	65	53	65	59	53	7.3	102
10	1.8300	2.3300	98	86	68	84	79	68	8.3	150
16	1.1500	1.4700	116	111	87	116	110	95	9.3	210
25	0.7270	0.9270	150	142	110	143	137	121	11.0	315
35	0.5240	0.6690	179	172	137	179	173	152	12.1	410
50	0.3870	0.4940	210	200	163	221	210	184	13.8	555
70	0.2680	0.3430	263	247	200	278	268	236	15.7	760
95	0.1930	0.2480	310	294	242	347	336	289	17.7	1015
120	0.1530	0.1970	357	336	273	404	394	341	19.6	1280
150	0.1240	0.1600	394	373	310	457	446	389	21.8	1570
185	0.0991	0.1290	452	425	352	530	520	441	23.9	1920
240	0.0754	0.0990	520	488	404	651	641	536	27.1	2530
300	0.0601	0.0810	588	546	457	824	756	620	29.7	3105
400	0.0470	0.0638	672	620	515	893	872	714	33.9	4135
500	0.0366	0.0517	761	693	572	1008	987	814	37.4	5110
630	0.0283	0.0425	872	777	651	1155	1134	956	41.9	6455
800	0.0221	0.0292	957	861	735	1313	1292	1092	46.8	8260
1000	0.0176	0.0234	1082	935	798	1449	1428	1208	51.5	10075

0.6/1 (1.2) kV

Single Core Cables, with stranded Circular Aluminium Conductors XLPE Insulated and PVC Sheathed.

Nominal Cross Sectional Area	Max. Conductor Resistance		Current Rating						Approx. Overall Diameter	Approx. Weight
	DC at 20 °C	AC at 90 °C	Laid in Ground			Laid in Free Air				
mm²	ohm/km	ohm/km	A	A	A	A	A	A	mm	kg/km
b - Aluminium Conductors										
16	1.9100	2.4500	89	87	66	89	84	63	9.3	115
25	1.2000	1.5400	113	110	84	116	110	95	11.0	165
35	0.8680	1.1130	137	131	105	142	137	121	12.1	205
50	0.6410	0.8220	163	155	121	173	168	147	13.8	260
70	0.4430	0.5690	200	189	152	221	215	179	15.7	340
95	0.3200	0.4110	236	226	179	284	273	215	17.7	450
120	0.2530	0.3250	278	263	215	326	315	242	19.6	550
150	0.2060	0.2650	310	294	236	373	362	299	21.8	670
185	0.1640	0.2120	352	336	267	436	420	336	23.9	830
240	0.1250	0.1630	410	389	315	515	499	399	27.1	1050
300	0.1000	0.1310	467	436	357	578	567	462	29.7	1300
400	0.0778	0.1000	541	504	410	693	677	541	33.9	1610
500	0.0605	0.0870	609	567	467	809	788	630	37.4	2000
630	0.0469	0.0620	698	646	536	945	924	746	41.9	2520
800	0.0367	0.0560	788	704	599	1071	1050	851	46.8	3150
1000	0.0291	0.0470	872	767	651	1176	1155	966	51.5	3870

The above data is approximate and subjected to manufacturing tolerance.

0.6/1 (1.2) kV

Multicore Cables, with Stranded Copper Conductors, XLPE Insulated and PVC Sheathed

Description

Multicore Cables of stranded Copper conductors are insulated with XLPE compound, assembled together and covered with an overall jacket of PVC compound

Cables are produced according to IEC 60502

Application

For outdoor and indoor installations in damp and wet locations. They are normally used for power distribution in urban networks, in industrial plants, as well as in Thermopower and Hydropower Stations.

Nominal Cross Sectional Area	Max. Conductor Resistance		Current Rating			Approx. Overall Diameter	Approx. Weight
	DC at 20 °C	AC at 90 °C	Laid Direct in Ground	Laid in Ducts	Laid in Free Air		
mm²	ohm/km	ohm/km	A	A	A	mm	kg/km
Two Core Cables							
1.5 rm	12.1000	15.4000	30	25	25	9.6	105
2.5 rm	7.4100	9.4500	37	32	34	10.5	135
4 rm	4.6100	5.8800	50	40	46	11.7	175
6 rm	3.0800	3.9300	63	52	60	12.7	225
10 rm	1.8300	2.3300	82	69	79	13.8	360
16 rm	1.1500	1.4700	106	83	105	15.8	505
25 rm	0.7270	0.9270	139	107	139	18.8	750
35 rm	0.5240	0.6690	166	134	166	21.0	980
Three Core Cables							
1.5 rm	12.1000	15.4000	26	23	22	10.1	130
2.5 rm	7.4100	9.4500	35	29	32	11.0	165
4 rm	4.6100	5.8800	45	36	41	12.3	225
6 rm	3.0800	3.9300	57	45	50	13.4	295
10 rm	1.8300	2.3300	75	60	68	15.1	430
16 rm	1.1500	1.4700	97	75	89	17.3	620
25 rm	0.7270	0.9270	128	102	120	20.5	910
35 rm	0.5240	0.6690	155	120	145	22.9	1205

0.6/1 (1.2) kV

Multicore Cables, with Stranded Copper Conductors, XLPE Insulated and PVC Sheathed

Nominal Cross Sectional Area		Max. Conductor Resistance		Current Rating			Approx. Overall Diameter	Approx. Weight
		DC at 20 °C	AC at 90 °C	Laid direct in Ground	Laid in Ducts	Laid in Free Air		
mm²		ohm/km	ohm/km	A	A	A	mm	kg/km
Four Core Cables								
1.5		12.1000	15.4000	26	23	22	10.6	150
2.5		7.4100	9.4500	35	29	32	11.9	205
4		4.6100	5.8800	45	36	41	13.4	280
6		3.0800	3.9300	57	45	50	14.6	365
10		1.8300	2.3300	75	60	68	16.4	565
16		1.1500	1.4700	97	75	89	18.9	795
25		0.7270	0.9270	128	102	120	22.5	1185
35		0.5240	0.6690	155	120	145	25.2	1575
50		0.3870	0.4940	185	145	179	27.1	2060
70		0.2680	0.3430	220	180	225	31.4	2905
95		0.1930	0.2480	265	210	268	35.1	3910
120		0.1530	0.1970	305	245	310	39.2	4915
150		0.1240	0.1600	335	275	352	43.7	6035
185		0.0991	0.1290	375	310	404	48.7	7540
240		0.0754	0.0990	435	365	483	54.5	9785
300		0.0601	0.0810	490	405	562	60.1	12190
400		0.0470	0.06420	579	476	660	66.9	15540
500		0.0366	0.05190	653	546	762	74.4	20075
M	**N**	**Three & Half Core Cables**						
35	16	0.5240/1.1500	0.6690/1.4700	155	120	142	23.6	1390
50	25	0.3870/0.7270	0.4940/0.9270	185	145	179	25.9	1835
70	35	0.2680/0.5240	0.3430/0.6690	220	180	215	29.7	2540
95	50	0.1930/0.3870	0.2480/0.4940	265	210	268	33.6	3435
120	70	0.1530/0.2680	0.1970/0.3430	305	245	310	37.5	4400
150	70	0.1240/0.2680	0.1600/0.3430	335	275	352	41.3	5255
185	95	0.0991/0.1930	0.1290/0.2480	375	310	404	46.2	6640
240	120	0.0754/0.1530	0.0990/0.1970	435	365	483	51.5	8555
300	150	0.0601/0.1240	0.0810/0.1600	490	405	562	56.8	10640
400	185	0.0470/0.0991	0.0642/0.1290	579	476	660	62.8	14436
500	240	0.0366/0.0754	0.0519/0.0990	653	546	762	70.1	18291

The above data is approximate and subjected to manufacturing tolerance.

Multicore Cables, with Stranded Aluminium Conductors, XLPE Insulated and PVC Sheathed

Description

Multicore Cables of Stranded Aluminium conductors are insulated with XLPE compound, assembled together and covered with an overall jacket of PVC compound

Cables are produced according to IEC 60502

Application

For outdoor and indoor installations in damp and wet locations. They are normally used for power distribution in urban networks, in industrial plants, as well as in Thermopower and Hydropower Stations.

Nominal Cross Sectional Area	Max. Conductor Resistance		Current Rating			Approx. Overall Diameter	Approx. Weight
	DC at 20 °C	AC at 90 °C	Laid Direct in Ground	Laid in Ducts	Laid in Free Air		
mm²	ohm/km	ohm/km	A	A	A	mm	kg/km
Two Core Cables							
10	3.0800	3.9500	57	48	55	13.8	235
16	1.9100	2.4500	74	58	73	15.8	310
25	1.2000	1.5400	97	75	97	18.8	450
35	0.8680	1.1130	128	106	120	21.0	565
Three Core Cables							
10	3.0800	3.9500	52	42	48	15.1	250
16	1.9100	2.4500	68	52	62	17.3	330
25	1.2000	1.5400	90	71	84	20.5	460
35	0.8680	1.1130	120	95	105	22.9	580
Four Core Cables							
10	3.0800	3.9500	52	42	48	16.4	320
16	1.9100	2.4500	68	52	62	18.9	405
25	1.2000	1.5400	90	71	84	22.5	585
35	0.8680	1.1130	120	95	110	25.2	745
50	0.6410	0.8220	145	110	136	26.5	905
70	0.4430	0.5690	175	140	168	30.8	1260
95	0.3200	0.4110	210	165	205	33.5	1565
120	0.2530	0.3250	235	190	236	37.6	1950
150	0.2060	0.2650	265	215	278	42.1	2405
185	0.1640	0.2120	290	240	315	47.1	2930
240	0.1250	0.1630	340	280	378	52.9	3725
300	0.1000	0.1310	390	325	446	58.5	4625
400	0.0778	0.1025	461	379	526	66.9	5975
500	0.0605	0.0809	527	441	615	74.4	7485

The above data is approximate and subjected to manufacturing tolerance.

0.6/1 (1.2) kV



Multicore Cables, with Stranded Copper Conductors, XLPE Insulated, Steel Tape Armoured and PVC Sheathed

Description

Multicore cables of stranded Copper conductors are insulated with XLPE compound, assembled together, armoured with covered with an overall jacket of PVC compound. Cables are produced according to IEC 60502.

Application

For outdoor installations in damp wet locations where mechanical damages are expected to occur.

Nominal Cross Sectional Area	Max. Conductor Resistance		Current Rating			Approx. Overall Diameter	Approx. Weight
	DC at 20 °C	AC at 90 °C	Laid direct in Ground	Laid in Ducts	Laid in Free Air		
mm²	ohm/km	ohm/km	A	A	A	mm	kg/km
Two Core Cables							
6	3.0800	3.9300	62	51	59	15.5	405
10	1.8300	2.3300	81	68	78	15.6	490
16	1.1500	1.4700	105	82	103	17.8	655
25	0.7270	0.9270	138	106	137	20.8	935
35	0.5240	0.6690	164	132	164	23.0	1185
Three Core Cables							
6	3.01800	3.9300	56	44	49	16.2	465
10	1.8300	2.3300	74	59	67	17.1	575
16	1.1500	1.4700	96	74	88	19.3	790
25	0.7270	0.9270	127	100	120	22.5	1105
35	0.5240	0.6690	153	119	143	24.9	1420
Four Core Cables							
6	3.0800	3.9300	56	44	49	17.4	555
10	1.8300	2.3300	74	59	67	18.4	720
16	1.1500	1.4700	96	74	88	20.9	975
25	0.7270	0.9270	127	100	120	24.5	1385
35	0.5240	0.6690	153	119	143	27.2	1775
50	0.3870	0.4940	185	145	178	30.1	2415
70	0.2680	0.3430	220	180	215	34.6	3335
95	0.1930	0.2480	265	210	268	39.7	4815
120	0.1530	0.1970	305	245	310	43.8	5910
150	0.1240	0.1600	335	275	352	48.7	7195
185	0.0991	0.1290	375	310	404	53.7	8830
240	0.0754	0.0990	435	365	483	60.0	11285
300	0.0601	0.0810	490	405	562	65.5	13835
400	0.0470	0.0642	567	472	645	71.7	17515
500	0.0366	0.0519	614	524	746	80.6	22885

0.6/1 (1.2) kV

Multicore Cables, with Stranded Copper Conductors, XLPE Insulated, Steel Tape Armoured and PVC Sheathed



Nominal Cross Sectional Area mm²		Max. Conductor Resistance		Current Rating			Approx.	
		DC at 20 °C	AC at 90 °C	Laid Direct in Ground	Laid in Ducts	Laid in Free Air	Overall Diameter	Approx. Weight
M	N	ohm/km	ohm/km	A	A	A	mm	kg/km
Three & Half Core Cables								
35	16	0.5240/1.1500	0.6690/1.4700	153	119	143	25.6	1615
50	25	0.3870/0.7270	0.4940/0.9270	185	145	178	28.7	2160
70	35	0.2680/0.5240	0.3430/0.6690	220	180	215	33.1	2960
95	50	0.1930/0.3870	0.2480/0.4940	265	210	268	38.0	4280
120	70	0.1530/2680	0.1970/0.3430	305	245	310	42.1	5365
150	70	0.1240/0.2680	0.1600/0.3430	335	275	352	46.3	6355
185	95	0.0991/0.1930	0.1290/0.2480	375	310	404	51.2	7865
240	120	0.0754/0.1530	0.0990/1970	435	365	483	57.1	10000
300	150	0.0601/0.1240	0.0810/0.1600	490	405	562	62.2	12205
400	185	0.0470/0.0991	0.0642/0.1290	567	472	645	67.8	15505
500	240	0.0366/0.0754	0.0519/0.0990	614	524	746	75.3	19515

The above data is approximate and subjected to manufacturing tolerance

Multicore Cables, with Stranded Aluminium Conductors, PVC Insulated Steel Wire Armoured and PVC Sheathe

Nominal CrossDC at Sectional Area mm²		Max. Conductor Resistance		Current Rating			Approx.	
		AC at 20 °C	Laid Direct 90 °C	Laid in in Ground	Laid in Ducts	Overall Free Air	Approx. Diameter	Weight
M	N	ohm/km	ohm/km	A	A	A	mm	kg/km
Three & Half Core Cables								
35	16	0.8680/1.9100	1.1130/2.4500	120	95	110	23.6	670
50	25	0.6410/1.2000	0.8220/1.5400	145	110	136	25.3	830
70	35	0.4430/0.8680	0.5690/1.1130	175	140	168	29.1	1120
95	50	0.3200/0.6410	0.4110/0.8220	210	165	205	33.0	1415
120	70	0.2530/0.4430	0.3250/0.5690	235	190	236	35.9	1770
150	70	0.2060/0.4430	0.2650/0.5690	265	215	278	39.7	2120
185	95	0.1640/0.3200	0.2120/0.4110	290	240	315	44.6	2590
240	120	0.1250/0.2530	0.1630/0.3250	340	280	378	49.9	3260
300	150	0.1000/0.2060	0.1310/0.2650	390	325	446	55.2	4065
400	185	0.0778/0.1640	0.1025/0.2120	461	379	526	62.8	5255
500	240	0.0605/0.1250	0.0809/0.1630	527	441	615	70.1	6545

The above data is approximate and subjected to manufacturing tolerance

0.6/1 (1.2) kV

Multicore Cables, with Stranded Aluminium Conductors, XLPE Insulated, Steel Tape Armoured and PVC Sheathed

Description

Multicore cables of stranded Aluminium conductors are insulated with XLPE compound, assembled together armoured with steel tape and covered with an overall jacket of PVC compound Cables are produced according to IEC 60502.

Application

For outdoor installations in damp wet locations where mechanical damages are expected to occur.

Nominal Cross Sectional Area	Max. Conductor Resistance		Current Rating			Approx. Overall Diameter	Approx. Weight
	DC at 20 °C	AC at 90 °C	Laid direct in Ground	Laid in Ducts	Laid in Free Air		
mm^2	ohm/km	ohm/km	A	A	A	mm	kg/km
Two Core Cables							
10	3.0800	3.9500	56	47	55	15.8	370
16	1.9100	2.4500	73	57	72	17.8	460
25	1.2000	1.5400	96	74	96	20.8	630
35	0.8680	1.1130	129	105	126	23.0	770
Three Core Cables							
10	3.0800	3.9500	52	41	47	17.1	390
16	1.9100	2.4500	67	52	62	19.3	495
25	1.2000	1.5400	89	70	84	22.5	650
35	0.8680	1.1130	120	95	110	24.9	795
Four Core Cables							
10	3.0800	3.9500	52	41	47	18.4	475
16	1.9100	2.4500	67	52	62	20.9	585
25	1.2000	1.5400	89	70	84	24.5	780
35	0.8680	1.1130	120	95	110	27.2	940
50	0.6410	0.8220	145	110	136	30.1	1300
70	0.4430	0.5690	175	140	168	34.6	1750
95	0.3200	0.4110	210	165	205	39.7	2540
120	0.2520	0.3250	235	190	236	43.8	3020
150	0.2060	0.2650	265	215	278	48.7	3670
185	0.1640	0.2120	290	240	315	53.7	4380
240	0.1250	0.1630	340	280	378	60.0	4430
300	0.1000	0.1310	390	325	446	65.5	6510
400	0.0778	0.1025	453	377	515	71.7	7950
500	0.0605	0.0809	498	425	604	80.6	10295

The above data is approximate and subjected to manufacturing tolerance.

0.6/1 (1.2) kV

Multicore Cables, with Stranded Aluminium Conductors, XLPE Insulated, Steel Tape Armoured and PVC Sheathed

Nominal Cross Sectional Area mm²		Max. Conductor Resistance		Current Rating			Approx. Overall Diameter	Approx. Weight
		DC at 20 °C	AC at 90 °C	Laid Direct in Ground	Laid in Ducts	Laid in Free Air		
M	N	ohm/km	ohm/km	A	A	A	mm	kg/km
Three & Half Core Cables								
35	16	0.8680/1.9100	1.1130/2.4500	120	95	110	25.6	890
50	25	0.6410/1.2000	0.8220/1.5400	145	110	136	28.7	1200
70	35	0.4430/0.8680	0.5690/1.1130	175	140	168	33.1	1550
95	50	0.3200/0.6410	0.4110/0.8220	210	165	205	38.0	1970
120	70	0.2530/0.4430	0.3250/0.5690	235	190	236	42.1	2710
150	70	0.2060/0.4430	0.2650/0.5690	265	215	278	46.3	3290
185	95	0.1640/0.3200	0.2120/0.4110	290	240	315	51.2	3980
240	120	0.1250/0.2530	0.1630/0.3250	340	280	378	57.1	4910
300	150	0.1000/0.2060	0.1310/0.2650	390	325	446	62.2	5920
400	185	0.0778/0.1640	0.1025/0.2120	453	377	515	67.6	7110
500	240	0.0605/0.1250	0.0809/0.1630	498	425	604	74.9	8515

The above data is approximate and subjected to manufacturing tolerance

0.6/1 (1.2) kV

Multicore Cables, with Stranded Copper Conductors, XLPE Insulated, Steel Wire Armoured and PVC Sheathed

Description

- Multicore cables of stranded Copper conductors are insulated with XLPE compound, assembled together, armoured with steel wires and covered with an overall jacket of PVC compound.
- Cables are produced according to IEC 60502 or BS 5467

Application

- For outdoor installations in damp wet locations where mechanical damages are expected to occur.

Nominal Cross Sectional Area	Max. Conductor Resistance		Current Rating			Approx. Overall Diameter	Approx. Weight
	DC at 20 °C	AC at 90 °C	Laid Direct in Ground	Laid in Ducts	Laid in Free Air		
mm²	ohm/km	ohm/km	A	A	A	mm	kg/km
Two Core Cables							
4	4.6100	5.8800	51	41	47	16.6	580
6	3.0800	3.9300	64	53	61	17.6	660
10	1.8300	2.3300	83	70	80	18.0	730
16	1.1500	1.4700	107	84	106	20.0	925
25	0.7270	0.9270	140	108	140	24.1	1410
35	0.5240	0.6690	168	135	168	26.3	1715
Three Core Cables							
4	4.6100	5.8800	46	37	42	17.2	650
6	3.0800	3.9300	58	46	51	18.3	755
10	1.8300	2.3300	76	61	69	19.3	825
16	1.1500	1.4700	98	76	90	21.5	1070
25	0.7270	0.9270	130	103	120	25.8	1620
35	0.5240	0.6690	158	122	147	28.2	1990
Four Core Cables							
4	4.6100	5.8800	46	37	42	18.3	740
6	3.0800	3.9300	58	46	51	19.5	860
10	1.8300	2.3300	76	61	69	20.6	990
16	1.1500	1.4700	98	76	90	24.2	1450
25	0.7270	0.9270	130	103	122	27.8	1975
35	0.5240	0.6690	158	122	147	30.7	2465
50	0.3870	0.4940	185	145	184	33.1	3200
70	0.2680	0.3430	220	180	220	39.2	4645
95	0.1930	0.2480	265	210	273	42.9	5870
120	0.1530	0.1970	305	245	315	48.4	7555
150	0.1240	0.1600	335	275	375	53.1	8985
185	0.0991	0.1290	375	310	410	57.9	10760
240	0.0754	0.0990	435	365	488	64.1	13480
300	0.0601	0.0810	490	405	562	69.7	16215
400	0.0470	0.0642	547	459	634	76.8	20190
500	0.0366	0.0519	605	514	716	84.5	25375

The above data is approximate and subjected to manufacturing tolerance.

0.6/1 (1.2) kV

Multicore Cables, with stranded Copper Conductors, XLPE insulated, Steel Wire Armoured and PVC Sheathed

Nominal Cross Sectional Area mm2		Max. Conductor Resistance		Current Rating				
		DC at 20 °C	AC at 90 °C	Laid Direct in Ground	Laid in Ducts	Laid in Free Air	Approx. Overall Diameter	Approx. Weight
M	N	ohm/km	ohm/km	A	A	A	mm	kg/km
					Three & Half Core Cables			
35	16	0.5240/1.1500	0.6690/1.4700	158	122	147	28.9	2210
50	25	0.3870/0.7270	0.4940/0.9270	185	145	184	31.3	2860
70	35	0.2680/0.5240	0.3430/0.6690	220	180	220	37.5	4240
95	50	0.1930/0.3870	0.2480/0.4940	265	210	273	41.2	5290
120	70	0.1530/0.2680	0.1970/0.3430	305	245	315	45.3	6475
150	70	0.1240/0.2680	0.1600/0.3430	335	275	375	50.5	8055
185	95	0.0991/0.1930	0.1290/0.2480	375	310	410	55.4	9735
240	120	0.0754/0.1530	0.0990/0.1970	435	365	488	60.3	11780
300	150	0.0601/0.1240	0.0810/0.1600	490	405	562	66.4	14435
400	185	0.0470/0.0991	0.0642/0.1290	547	459	634	72.7	18500
500	240	0.0366/0.0754	0.0519/0.0990	605	514	716	80.2	22575

The above data is approximate and subjected to manufacturing tolerance

0.6/1 (1.2) kV

Multicore Cables, with Stranded, Aluminium Conductors, XLPE Insulated, Steel Wire Armoured and PVC Sheathed

Description

- Multicore cables of stranded Aluminium conductors are insulated with XLPE compound, assembled together, armoured with steel wire and covered with an overall jacket of PVC compound.
- Cables are produced according to IEC 60502 or BS 5467

Application

- For outdoor installations in damp wet locations where mechanical damages are expected to occur.

Nominal Cross Sectional Area	Max. Conductor Resistance		Current Rating			Overall Diameter	Approx. Approx. Weight
	DC at 20 °C	AC at 90 °C	Laid Direct in Ground	Laid in Ducts	Laid in Free Air		
mm²	ohm/km	ohm/km	A	A	A	mm	kg/km
Two Core Cables							
10	3.0800	3.9500	56	47	60	18.0	610
16	1.9100	2.4500	73	57	79	20.0	735
25	1.2000	1.5400	96	74	101	24.1	1110
35	0.8680	1.1130	129	105	131	26.3	1300
Three Core Cables							
10	3.0800	3.9500	52	41	52	19.3	645
16	1.9100	2.4500	67	52	67	21.5	780
25	1.2000	1.5400	89	70	89	25.8	1170
35	0.8680	1.1130	120	95	115	28.2	1365
Four Core Cables							
10	3.0800	3.9500	52	41	52	20.6	750
16	1.9100	2.4500	67	52	67	24.2	1060
25	1.2000	1.5400	89	70	89	27.8	1370
35	0.8680	1.1130	120	95	115	30.7	1635
50	0.6410	0.8220	145	110	141	33.1	2330
70	0.4430	0.5690	175	140	173	39.2	2760
95	0.3200	0.4110	210	165	210	42.9	3340
120	0.2520	0.3250	235	190	241	48.4	4320
150	0.2060	0.2650	265	215	283	53.1	5080
185	0.1640	0.2120	290	240	320	57.9	5990
240	0.1250	0.1630	340	280	383	64.1	7220
300	0.1000	0.1310	390	325	451	69.7	8440
400	0.0778	0.1025	444	373	513	76.8	10630
500	0.0605	0.0809	500	426	591	84.5	12785

The above data is approximate and subjected to manufacturing tolerance.

Multicore Cables, with stranded Aluminium Conductors, XLPE insulated, Steel Wire Armoured and PVC Sheathed

Nominal Cross Sectional Area mm2		Max. Conductor Resistance		Current Rating				
		DC at 20 °C	AC at 90 °C	Laid Direct in Ground	Laid in Ducts	Laid in Free Air	Approx. Overall Diameter	Approx. Weight
M	N	ohm/km	ohm/km	A	A	A	mm	kg/km
					Three & Half Core Cables			
35	16	0.8680/1.9100	1.1130/2.4500	120	95	115	28.9	1490
50	25	0.6410/1.2000	0.8220/1.5400	145	110	141	31.3	1870
70	35	0.4430/0.8680	0.5690/1.1130	175	140	173	37.5	2600
95	50	0.3200/0.6410	0.4110/0.8220	210	165	210	41.2	3090
120	70	0.2530/0.4430	0.3250/0.5690	235	190	241	45.3	3690
150	70	0.2060/0.4430	0.2650/0.5690	265	215	283	50.5	4700
185	95	0.1640/0.3200	0.2120/0.4110	290	240	320	55.4	5550
240	120	0.1250/0.2530	0.1630/0.3250	340	280	383	60.3	6560
300	150	0.1000/0.2060	0.1310/0.2650	390	325	451	66.4	7820
400	185	0.0778/0.1640	0.1025/0.2120	444	373	513	72.7	9845
500	240	0.0605/0.1250	0.0809/0.1630	500	426	591	80.2	11620

The above data is approximate and subjected to manufacturing tolerance.

FOLLOW THE PROCESS, QUALITY WILL FOLLOW

OUR GLOBAL FOOTPRINTS

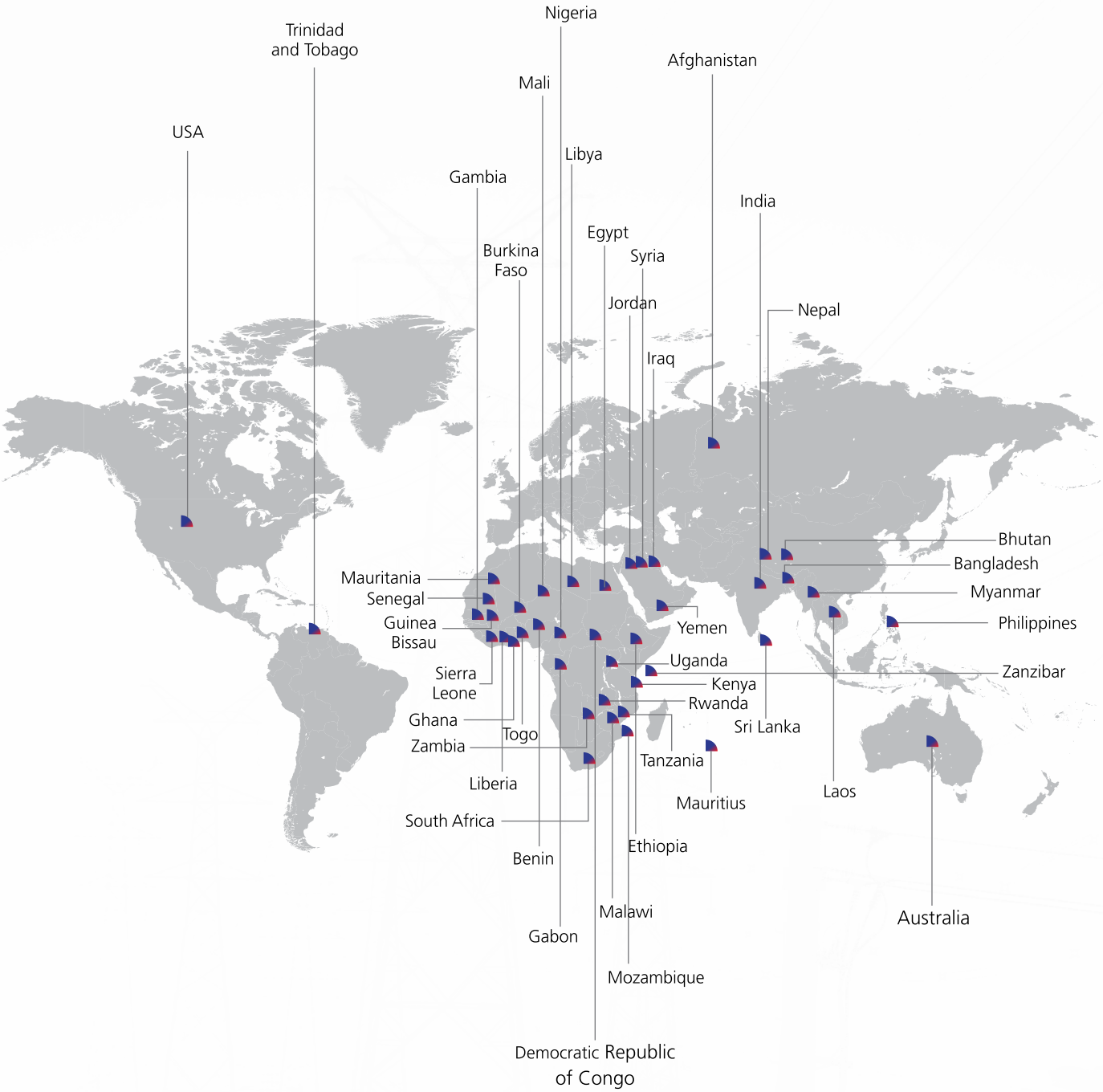

Dynamic Cables Ltd.

Registered Office:

F-260, Road No.13, V.K.I.Area, Jaipur- 302013, Rajasthan, India
Ph+91-141-2332388, 2262589, 4042005 | Fax: +91-141-2330182
Mob: 9001096020, 9001805444
E: info@dynamiccables.co.in • marketing@dynamiccables.co.in
W: www.dynamiccables.co.in

MAKE IN INDIA